

MARIANI'S INN  
AND RESIDENCES

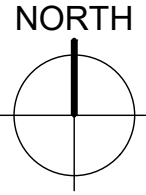
2500 EL CAMINO REAL  
SANTA CLARA, CA

NO.	DATE	ISSUE
	DATE	ISSUE

DRAWING TITLE  
NEIGHBORHOOD CONTEXT PLAN

STATUS  
PCC SUBMITTAL

DATE	04/13/2018
SHEET NO.	







EL CAMINO REAL STREETSCAPE LOOKING NORTH



BUCHANAN STREETSCAPE LOOKING EAST



BOWE STREETSCAPE LOOKING WEST



ARROYO STREETSCAPE LOOKING SOUTH

MARIANI'S INN  
AND RESIDENCES

2500 EL CAMINO REAL  
SANTA CLARA, CA

NO.	DATE	ISSUE
	DATE	ISSUE

DRAWING TITLE

NEIGHBORHOOD PHOTOS &  
CIRCULATION

STATUS

PCC SUBMITTAL

DATE	04/13/2018
SHEET NO.	



MARIANI'S INN  
AND RESIDENCES

2500 EL CAMINO REAL  
SANTA CLARA, CA

NO.	DATE	ISSUE
	DATE	ISSUE

DRAWING TITLE

OVERALL  
LANDSCAPE PLAN

STATUS

PCC SUBMITTAL

DATE 04/17/2018  
SHEET NO.

L1.0

EL CAMINO REAL

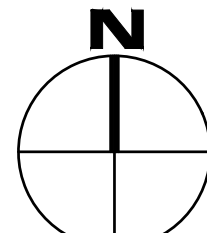
5  
L3.0

4  
L3.0

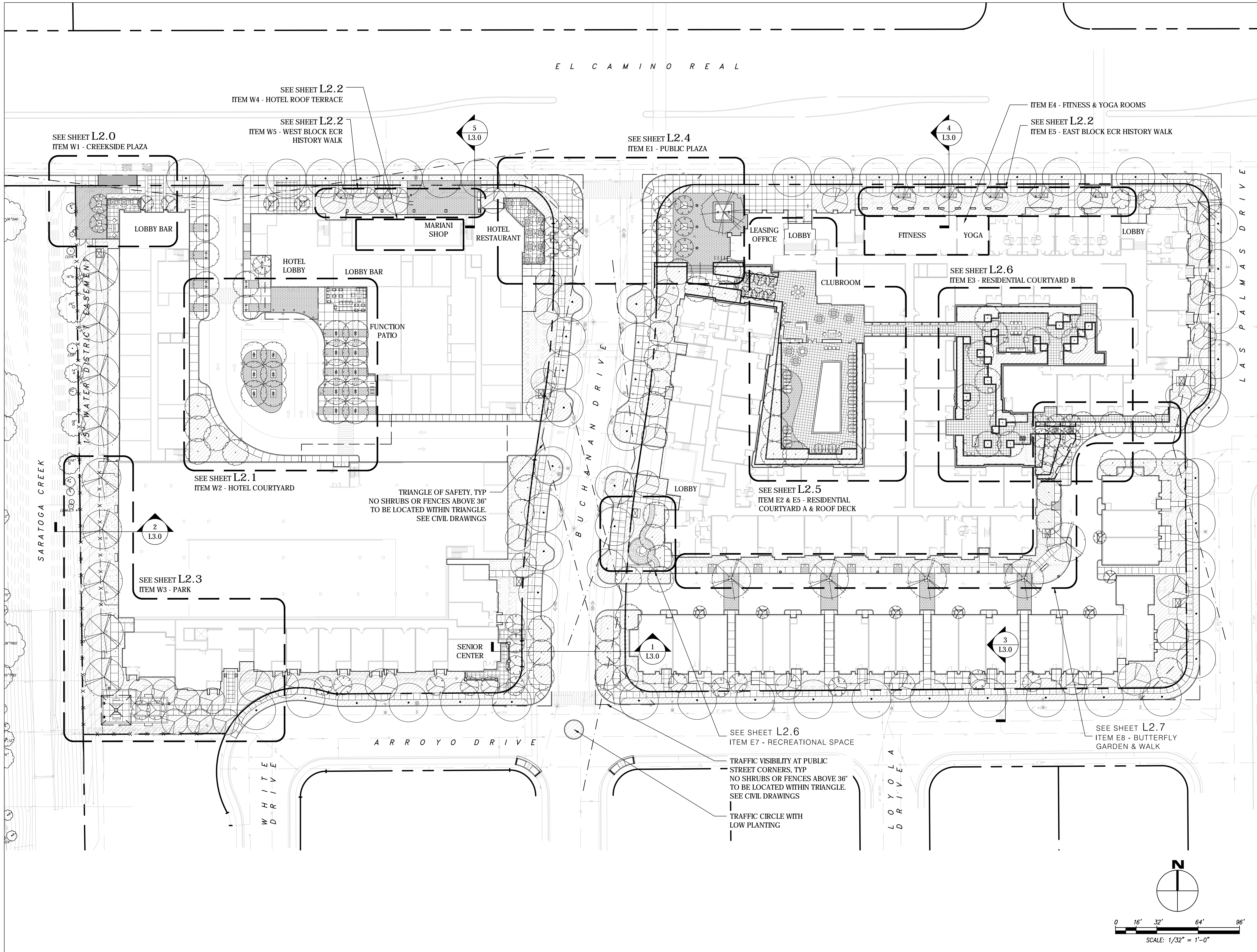
2  
L3.0

1  
L3.0

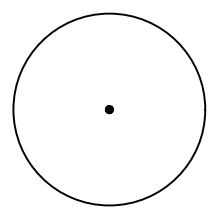
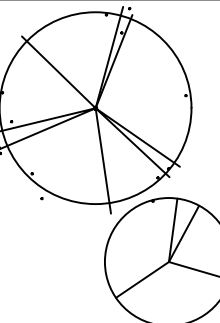

3  
L3.0



0 16' 32' 64' 96'  
SCALE: 1/32" = 1'-0"





CONCEPTUAL TREE PALETTE					
SYMBOL	BOTANICAL NAME	COMMON NAME	CONT SIZE	SPACING	WTR USE
STREET TREES					
	ACER RUBRUM 'OCTOBER GLORY'	RED MAPLE	24" BOX	PER PLAN	M
	PISTACIA CHINENSIS	CHINESE PISTACHE	24" BOX	PER PLAN	L
	PLATANUS X ACERIFOLIA 'COLOMBIA'	LONDON PLANE TREE	24" BOX	PER PLAN	M
	QUERCUS SUBER	CORK OAK	24" BOX	PER PLAN	L
	ULMUS PARVIFOLIA 'TRUE GREEN'	TRUE GREEN ELEM	24" BOX	PER PLAN	L
SCREEN & SHADE TREES					
	ARBUTUS UNEDO 'MARINA'	STRAWBERRY TREE	24" BOX	PER PLAN	L
	GLEDITSIA 'SHADEMASTER'	HONEY LOCUST	24" BOX	PER PLAN	L
	LAURUS NOBILIS	SWEET BAY	24" BOX	PER PLAN	L
	LOPHOSTOMEN CONFERTUS	BRISBANE BOX	24" BOX	PER PLAN	M
	PISTACIA CHINENSIS	CHINESE PISTACHE	24" BOX	PER PLAN	L
	PODOCARPUS MACROPHYLLUS 'MAKI'	SHRUBBY YEW PINE	24" BOX	PER PLAN	M
	QUERCUS LOBATA	VALLEY OAK	24" BOX	PER PLAN	L
	QUERCUS SUBER	CORK OAK	24" BOX	PER PLAN	L
ACCENT TREES					
	ACER PALMATUM 'SANGO KAKU'	CORAL BARK JAPANESE MAPLE	24" BOX	PER PLAN	M
	CERCIS CANADENSIS 'FOREST PANSY'	EASTERN REDBUD	24" BOX	PER PLAN	M
	CERCIS OCCIDENTALIS	WESTERN REDBUD	24" BOX	PER PLAN	L
	LAGERSTROEMIA 'NATCHEZ'	WHITE CRAPE MYRTLE	24" BOX	PER PLAN	L
	MALUS x 'SPRING SNOW'	FRUITLESS CRABAPPLE	24" BOX	PER PLAN	M
	OLEA EUROPAEA 'SEVILLANO' (MATURE 40 YR. OLD)	SEVILLANO FRUITING OLIVE	60" BOX	PER PLAN	VL
	OLEA EUROPAEA 'SWAN HILL'	FRUITLESS OLIVE	24" BOX	PER PLAN	VL
	PYRUS CALLERYANA 'HOLMFORD'	NEW BRADFORD PEAR	24" BOX	PER PLAN	M
	QUERCUS AGRIFOLIA (MULTI)	COAST LIVE OAK	60" BOX	PER PLAN	VL
	RHAPHIOLEPIS 'MAJESTIC BEAUTY' STD	INDIAN HAWTHORN STD	15 GAL	PER PLAN	L

CONCEPTUAL PLANT PALETTES					
SYMBOL	BOTANICAL NAME	COMMON NAME	CONT SIZE	SPACING	WTR USE
STREETSCAPE & SITE PALETTE					
	ACACIA COGNATA 'COUSIN ITT'	LITTLE RIVER WATTLE	5 GAL	4'-0" OC	L
	ACHILLEA 'MOONSHINE'	MOONSHINE YARROW	1 GAL	2'-0" OC	L
	AEONIUM 'SUNBURST'	COPPER PINWHEEL	1 GAL	1'-6" OC	L
	AGAVE ATTENUATA 'NOVA'	BLUE FOXTAIL AGAVE	5 GAL	3'-0" OC	L
	ANIGOZANTHOS 'BUSH TANGO'	KANGAROO PAWS	5 GAL	2'-0" OC	L
	ARCTOSTAPHYLOS X 'HOWARD MCMINN'	HOWARD MCMINN MANZANITA	5 GAL	5'-0" OC	L
	ASPIDISTRA ELATIOR	CAST IRON PLANT	1 GAL	2'-0" OC	L
	AZALEA SOUTHERN INDICA HYBRID 'G. L. TABOR'	G. L. TAYLOR AZALEA	5 GAL	4'-0" OC	M
	CALLISTEMON 'LITTLE JOHN'	DWARF CALLISTEMON	1 GAL	4'-0" OC	L
	CEANOTHUS 'SKYLARK'	WLD LILAC	1 GAL	5'-0" OC	L
	CORDYLINE AUSTRALIS 'ATROPURPUREA'	BRONZE DRACAENA	1 GAL	3'-0"	L
	CORREA 'WINN'S WONDER'	AUSTRALIAN FUCHSIA	1 GAL	3'-0" OC	L
	DIETES BICOLOR	FORTNIGHT LILY	5 GAL	3'-0" OC	L
	GREVILLEA X 'NOELLII'	GREVILLEA	5 GAL	4'-0" OC	L
	KNIPHOFIA UVARIA 'BLAZE'	RED HOT POKER	1 GAL	3'-0" OC	L
	LANTANA MONTEVIDENSIS	LANTANA	5 GAL	3'-0" OC	L
	LEUCOPHYLLUM FRUTESCENS 'COMPACTA'	TEXAS RANGER	5 GAL	5'-0" OC	L
	LIBERTIA PEREGRINANS	ORANGE LIBERTIA	1 GAL	2'-0" OC	L
	LOROPETALUM CHINENSE 'SHANG-WHITE'	EMERALD SNOW FRINGE FLOWER	5 GAL	4'-0" OC	L
	MUHLENBERGIA DUBIA	PINE MUHLY	5 GAL	2'-6" OC	L
	PARTHENOCISSUS HACIENDA CREEPER	HACIENDA CREEPER	15 GAL	PER PLAN	L
	PHORMIUM SPECIES	NEW ZEALAND FLAX	5 GAL	VARIES	L
	PITTOSPORUM TOBIRA 'VARIEGATA'	VARIEGATED MOCK ORANGE	5 GAL	4'-0" OC	L
	ROSA BANKSIAE 'LUTEA'	YELLOW BANKS ROSE	15 GAL	PER PLAN	L
	SALVIA LEUCANTHA 'SANTA BARBARA'	MEXICAN BUSH SAGE	5 GAL	4'-0" OC	L
	SANTOLINA CHAMAECYPARISSUS	GRAY LAVENDER COTTON	1 GAL	3'-0" OC	L
	SENECIO MANDRALISCAE	KLEINIA	1 GAL	2'-0" OC	L
	SOLLYA HETEROPHYLLA	AUSTRALIAN BLUEBELL	5 GAL	3'-0" OC	L
	STACHYS BYZANTINA	LAMB'S EAR	1 GAL	1'-6" OC	L
STORMWATER PALETTE					
	CAREX TUMULICOLA	BERKELEY SEDGE	1 GAL	2'-0" OC	L
	CHONDROPETALUM ELEPHANTINUM	LARGE CAPE RUSH	1 GAL	6'-0" OC	L
	FESTUCA MAIREI	ATLAS FESCUE	1 GAL	3'-0" OC	L
	IRIS DOUGLASIANA	DOUGLAS IRIS	1 GAL	2'-0" OC	L
	JUNCUS PATENS	CALIFORNIA GRAY RUSH	1 GAL	2'-6" OC	L
	SALVIA ULIGINOSA	BLUE SPIKE SAGE	1 GAL	2'-0" OC	L
	SYSRINCHIUM BELLUM 'NORTH COAST'	BLUE-EYED GRASS	1 GAL	1'-0" OC	L
BUTTERFLY GARDEN PALETTE					
	ACHILLEA MILEFOLIUM 'MOONSHINE'	YARROW	1 GAL	2'-0" OC	M
	ARCTOSTAPHYLOS 'HOWARD MCMINN'	MANZANITA	15 GAL	5'-0" OC	L
	ARMERIA MARITIMA	THRIFT	1 GAL	1'-0" OC	M
	ASCLEPIAS TUBEROSA	BUTTERFLY WEED	1 GAL	2'-0" OC	M
	BUDDLEJA 'BLUE CHIP'	DWARF BUTTERFLY BUSH	5 GAL	3'-0" OC	M
	COREOPSIS VERTICILLATA 'MOONBEAM'	THREADLEAF COREOPSIS	1 GAL	2'-0" OC	L
	HETEROMELES ARBUTIFOLIA	TOYON	15 GAL	8'-0" OC	L
	PENSTEMON 'BLUE SPRINGS'	FOOTHILL PENSTEMON	1 GAL	1'-6" OC	L
	RHAMNUS CALIFIFORNICA 'LITTLE SUR'	COFFEEBERRY	15 GAL	3'-0" OC	L
	RIBES SANGUINEUM 'CLAREMONT'	FLOWERING CURRANT	5 GAL	4'-0" OC	L

OPEN SPACE CALCULATIONS			
ITEM	SHEET	DESCRIPTION	AREA (SF)
E1	L2.4	EAST BLOCK - PUBLIC PLAZA <i>PARK-LIKE GATHERING SPACE</i>	3,859
E2-E3	L2.5 & L2.6	EAST BLOCK - RESIDENTIAL COURTYARDS <i>PARK-LIKE, QUIET AREAS, FAMILY PICNIC, GAMES</i>	14,985
E4	L1.0	EAST BLOCK - FITNESS & YOGA ROOM <i>RECREATION CENTER</i>	2,875
E5	L2.5	EAST BLOCK - ROOF DECK	674
E6	L2.2	EAST BLOCK - ECR HISTORY WALK	2,257
E7	L2.6	EAST BLOCK - RECREATIONAL SPACE WITH SCULPTURAL PLAY CLIMBER AND RESILIENT SURFACING	1,100
E8	L2.7	EAST BLOCK - BUTTERFLY GARDEN & WALK	4,461
W1	L2.0	WEST BLOCK - CREEKSIDE PLAZA <i>PARK-LIKE QUIET AREA</i>	916
W2	L2.1	WEST BLOCK - HOTEL COURTYARD	3,058
W3	L2.3	WEST BLOCK - PARK <i>PARK-LIKE, QUIET AREAS, GATHERING SPACE, FAMILY PICNIC</i>	5,215
W4	L2.2	WEST BLOCK - HOTEL TERRACE	1,981
W5	L2.2	WEST BLOCK - ECR HISTORY WALK	1,217
TOTAL PROVIDED			42,598
TOTAL REQUIRED			32,670
% OF ACRE PROVIDED			98%
% OF ACRE REQUIRED			75%

### TREE REPLACEMENT

EX TREES REMOVED:	125
TREE REPLACEMENT RATIO:	2:1
TOTAL REQUIRED TREES:	250
TOTAL PROPOSED TREES:	250

- REPLACEMENT TREES SHALL BE 24" BOX SPECIMEN TREES, OR EQUAL ALTERNATIVE AS APPROVED BY THE DIRECTOR OF COMMUNITY DEVELOPMENT.
- STREET TREE SPECIES TO BE COORDINATED WITH CITY ARBORIST.

### IRRIGATION DESIGN INTENT

- THESE PLAN SHALL COMPLY WITH THE REQUIREMENTS OF THE STATE OF CALIFORNIA'S MODEL WATER EFFICIENT LANDSCAPE ORDINANCE (MWELO), THE CITY OF SANTA CLARA DESIGN GUIDELINES.
- THE IRRIGATION SYSTEM SHALL BE DESIGNED TO PROVIDE THE MINIMUM AMOUNT OF WATER NECESSARY TO SUSTAIN GOOD PLANT HEALTH.
- THE IRRIGATION SYSTEM IS TO BE A FULLY AUTOMATIC, WEATHER-BASED SYSTEM USING RAIN SENSOR, LOW FLOW DRIP AND BUBBLER DISTRIBUTION.
- ALL SELECTED COMPONENTS SHALL BE PERMANENT, COMMERCIAL GRADE, SELECTED FOR DURABILITY, VANDAL RESISTANCE, AND MINIMUM MAINTENANCE REQUIREMENT.
- THE SYSTEM SHALL INCLUDE A MASTER CONTROL VALVE AND FLOW SENSING CAPABILITY WHICH WILL SHUT DOWN ALL OR PART OF THE SYSTEM IF LEAKS ARE DETECTED.
- THE IRRIGATION SYSTEM SHALL BE DESIGNED TO DELIVER WATER TO HYDROZONES BASED ON MOISTURE REQUIREMENTS OF THE PLANT GROUPING.

### PLANTING DESIGN INTENT

- ALL TREES BETWEEN 5' & 10' FROM UTILITIES TO USE CITY APPROVED TREE ROOT BARRIER (TRB).
- ALL TREES WITHIN 5' OF PAVEMENT SHALL USE TREE ROOT BARRIERS.
- THE PLANTING DESIGN SHALL UTILIZE A VARIETY OF MEDITERRANEAN-STYLE, NATIVE, AND DROUGHT-TOLERANT PLANT SPECIES TO CREATE LAYERS OF COLOR AND TEXTURE TO COMPLEMENT THE ARCHITECTURE AND SETTING.
- PLANT SPECIES SHALL BE SELECTED BASED ON LOCAL CLIMATE SUITABILITY, DISEASE AND PEST RESISTANCE, AND WATER-USE AS LISTED IN THE STATE OF CALIFORNIA'S MODEL WATER EFFICIENT LANDSCAPE ORDINANCE (MWELO) PLANT LIST, WUCOLS IV.
- 80% OF PLANT MATERIAL TO BE NATIVE OR LOW WATER USE AND FOLLOW MWELO GUIDELINES.
- TURF/LAWN SHALL NOT EXCEED 10% OF THE LANDSCAPE AREA. TURF SPECIES, IF INCLUDED, SHALL BE A FESCUE-BLEND TURF GRASS TO MINIMIZE WATER CONSUMPTION.
- NO PLANT CONSIDERED INVASIVE IN THE REGION AS LISTED BY THE CAL-IPC WILL BE USED.
- THE PLANTING DESIGN SHALL ALLOW FOR THE PLANTS TO REACH THEIR NATURAL, FULL-GROWN SIZE TO ELIMINATE THE NEED FOR EXCESSIVE PRUNING OR HEDGING.
- PLANTS SHALL BE GROUPED IN HYDROZONES BASED ON WATER USE AND EXPOSURE.
- TREE LOCATIONS SHALL BE DESIGNED FOR MAXIMUM AESTHETIC EFFECTS AND PASSIVE SOLAR BENEFITS, CREATING SUMMER SHADE AND WINTER SUN EXPOSURE.
- ALL PLANTING AREAS SHALL RECEIVE A 3-INCH LAYER OF MULCH.

## MARIANI'S INN AND RESIDENCES

2500 EL CAMINO REAL  
SANTA CLARA, CA

NO.	DATE	ISSUE
	DATE	ISSUE

DRAWING TITLE

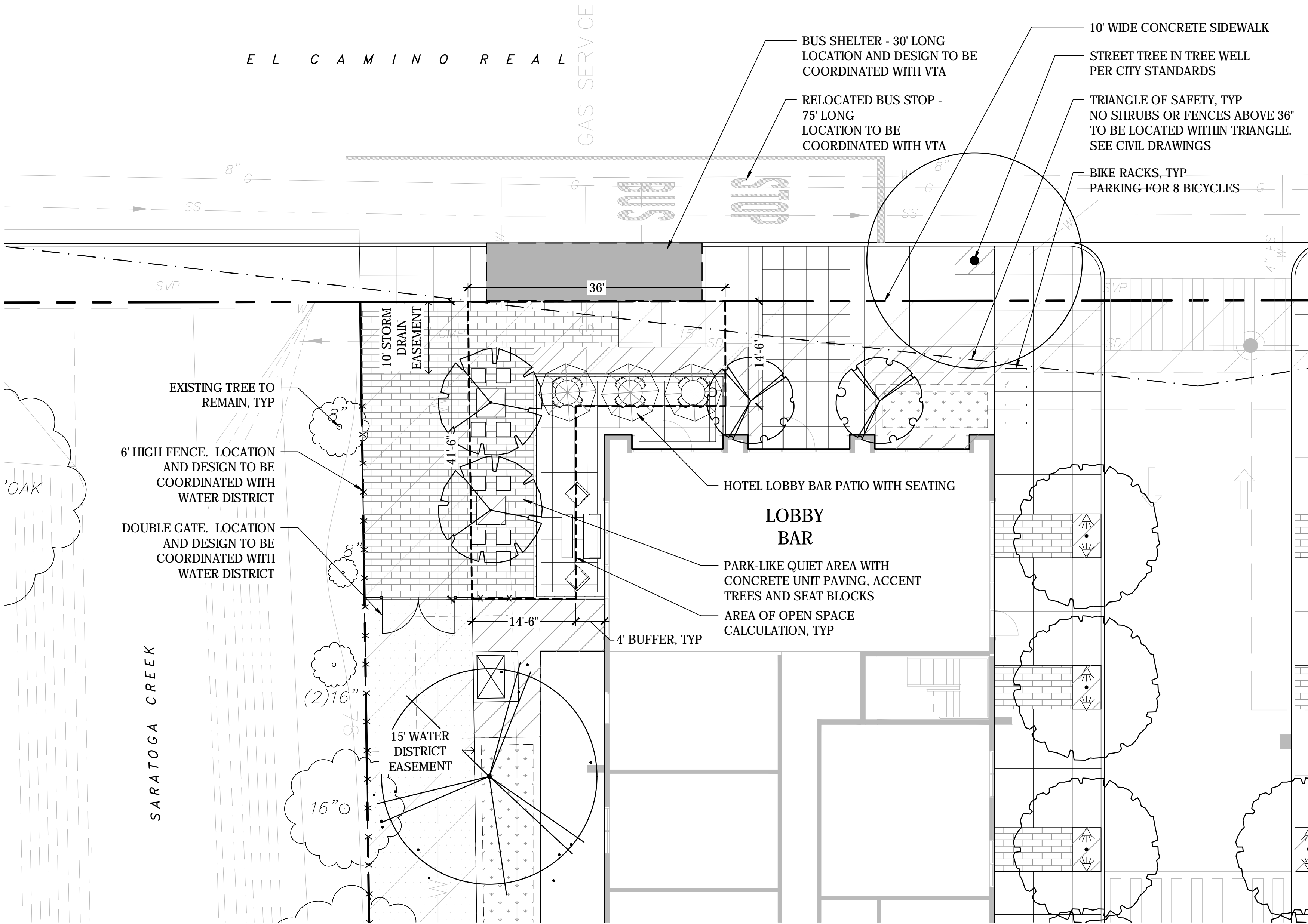
LEGEND, NOTES & CALCULATIONS

STATUS

PCC SUBMITTAL

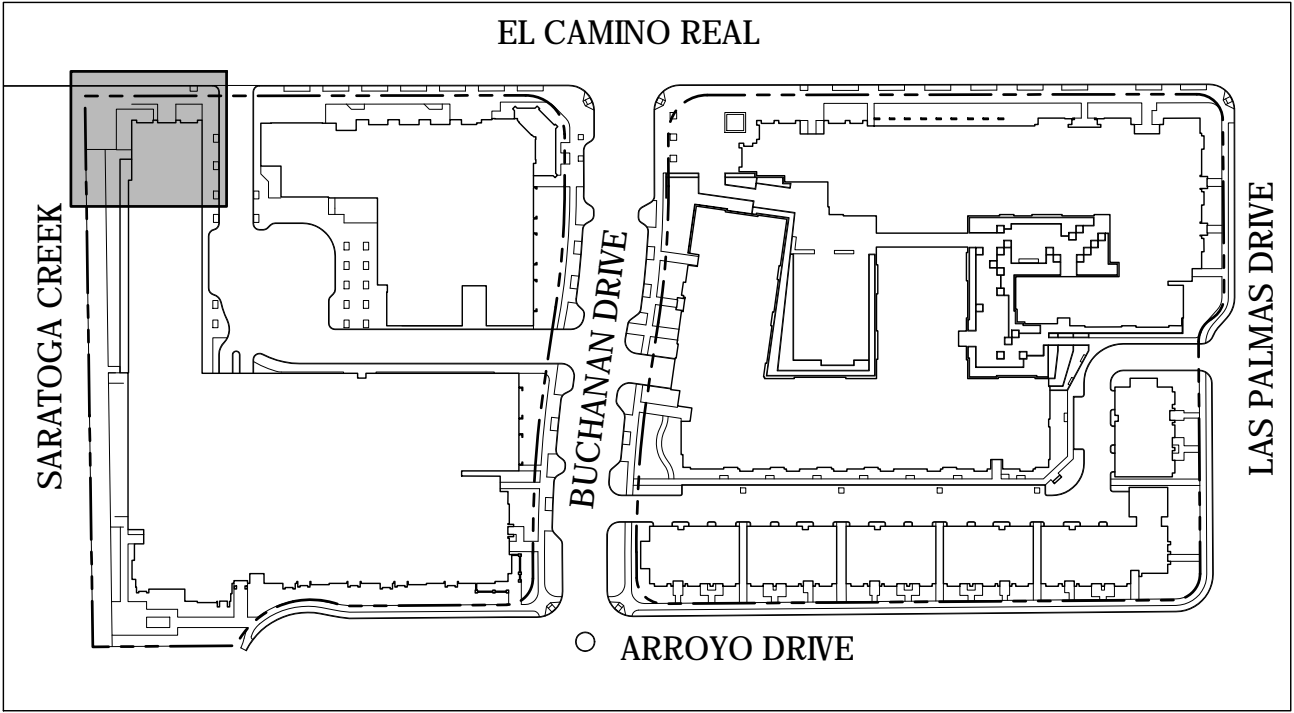
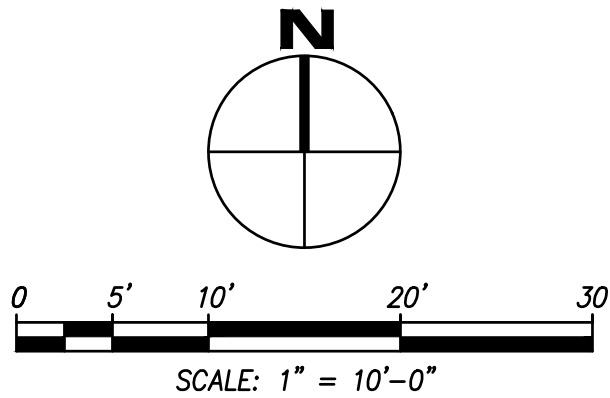
DATE 04/17/2018  
SHEET NO.





SYMBOLS LEGEND

- CONCRETE PAVING
- UNIT PAVERS - FINISH 1
- UNIT PAVERS - FINISH 2
- PLANTING AREA
- STORMWATER TREATMENT
- RESILIENT PLAY SURFACING
- SYNTHETIC TURF
- 6' HIGH FENCE
- LOW FENCE
- POOL ENCLOSURE
- LOUNGE FURNITURE
- CAFE TABLE
- UMBRELLA
- CHAISE LOUNGE
- BENCH
- SEAT BLOCK
- BIKE RACK
- PRECAST PLANTERS
- PICNIC TABLE
- CHARCOAL GRILL
- GAS GRILL (NG)
- GAME TABLE
- PAD MOUNT TRANSFORMER
- EXISTING, NEW, OR RELOCATED STREET LIGHT
- POLE LIGHT
- TREE UPLIGHT
- BOLLARD LIGHT



MARIANI'S INN AND RESIDENCES

2500 EL CAMINO REAL  
SANTA CLARA, CA

NO.	DATE	ISSUE
	DATE	ISSUE

DRAWING TITLE

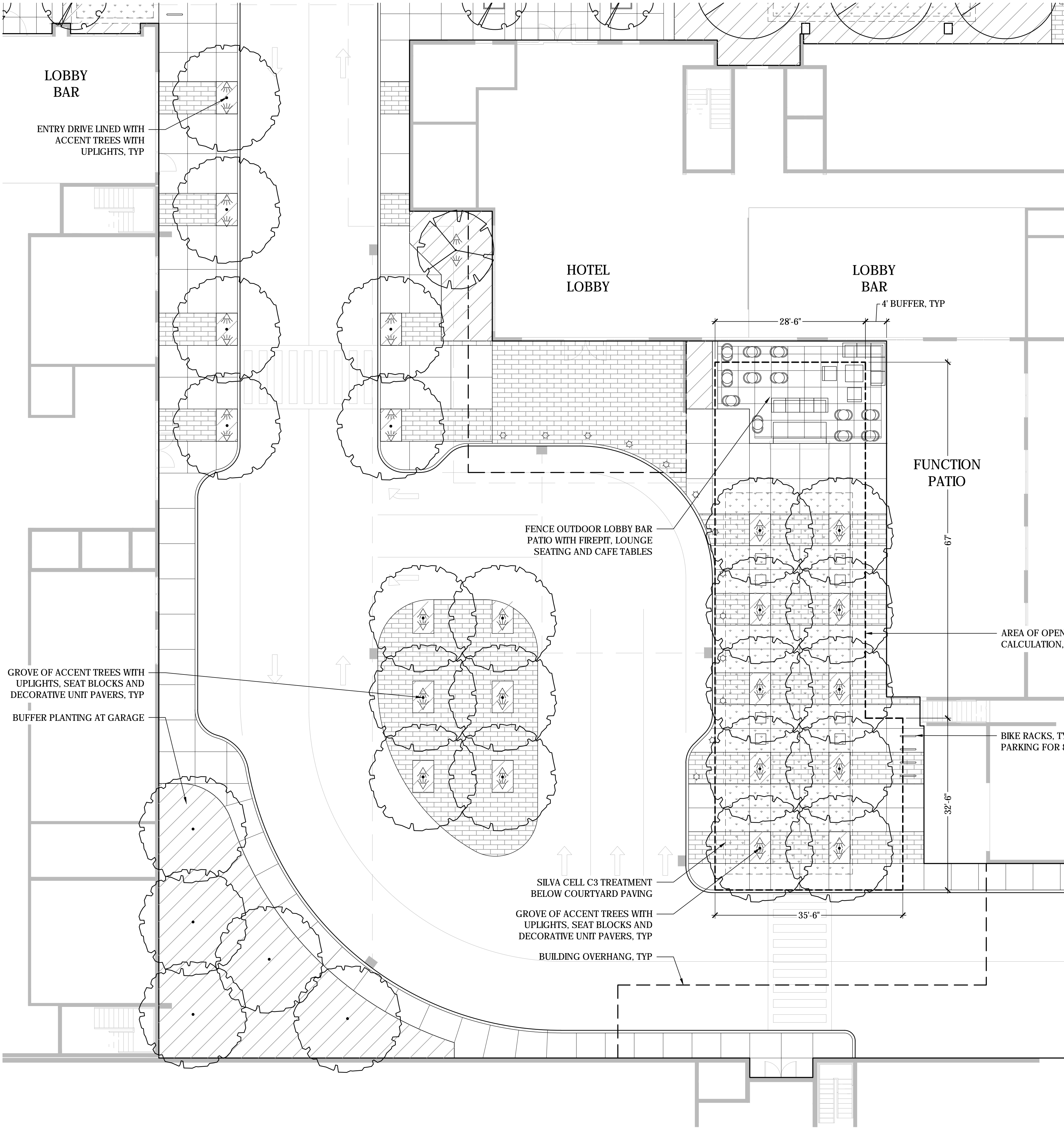
ITEM W1 - CREEKSIDE PLAZA

STATUS

PCC SUBMITTAL

DATE 04/17/2018  
SHEET NO.





SYMBOLS LEGEND

- CONCRETE PAVING
- UNIT PAVERS - FINISH 1
- UNIT PAVERS - FINISH 2
- PLANTING AREA
- STORMWATER TREATMENT
- RESILIENT PLAY SURFACING
- SYNTHETIC TURF
- 6' HIGH FENCE
- LOW FENCE
- POOL ENCLOSURE
- LOUNGE FURNITURE
- CAFE TABLE
- UMBRELLA
- CHAISE LOUNGE
- BENCH
- SEAT BLOCK
- BIKE RACK
- PRECAST PLANTERS
- PICNIC TABLE
- CHARCOAL GRILL
- GAS GRILL (NG)
- GAME TABLE
- PAD MOUNT TRANSFORMER
- EXISTING, NEW, OR RELOCATED STREET LIGHT
- POLE LIGHT
- TREE UPLIGHT
- BOLLARD LIGHT

MARIANI'S INN AND RESIDENCES

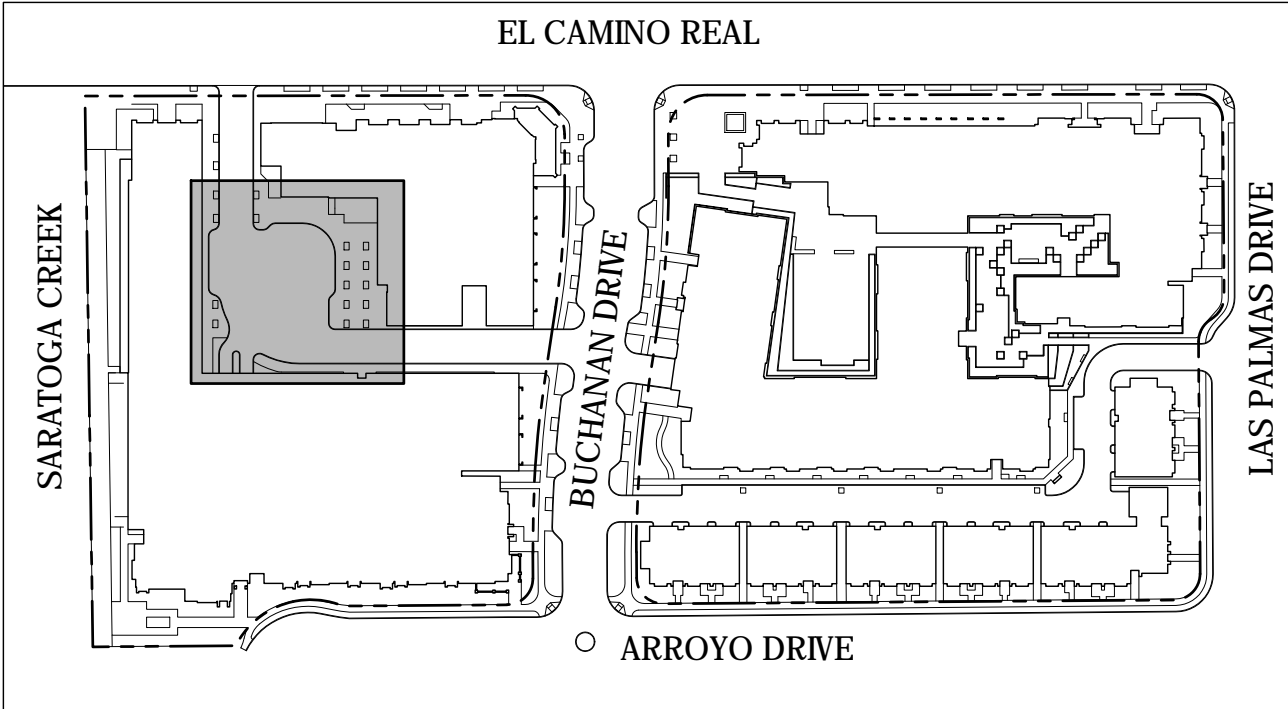
2500 EL CAMINO REAL  
SANTA CLARA, CA

NO.	DATE	ISSUE
	DATE	ISSUE

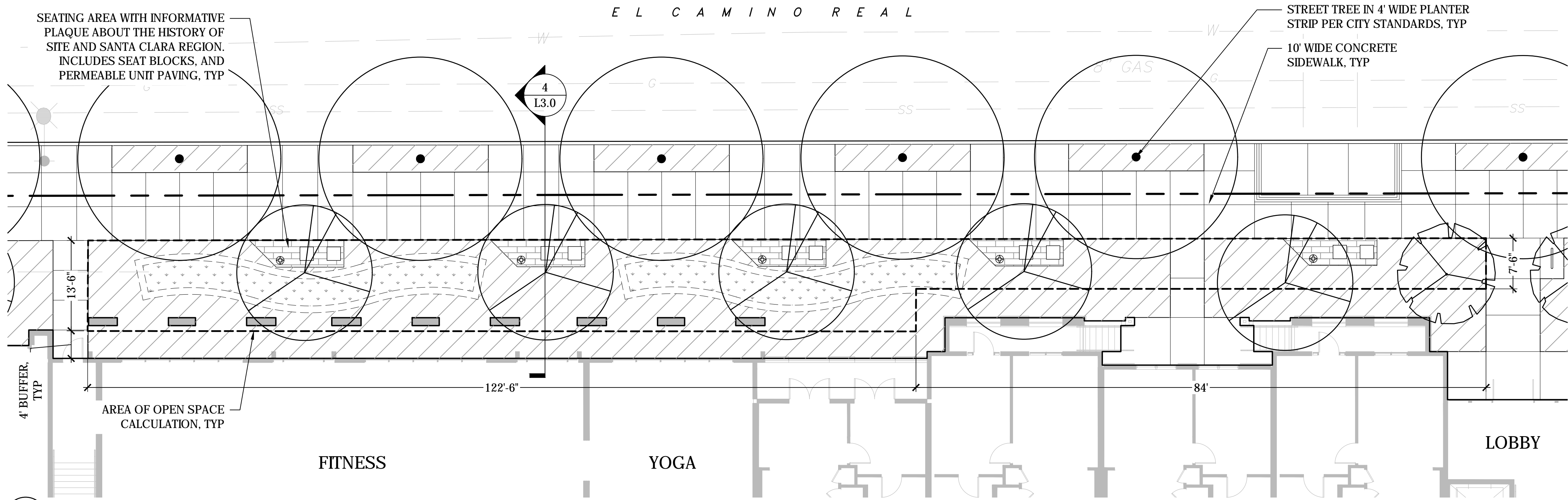
DRAWING TITLE  
ITEM W2 - HOTEL COURTYARD

STATUS  
PCC SUBMITTAL

DATE 04/17/2018  
SHEET NO.

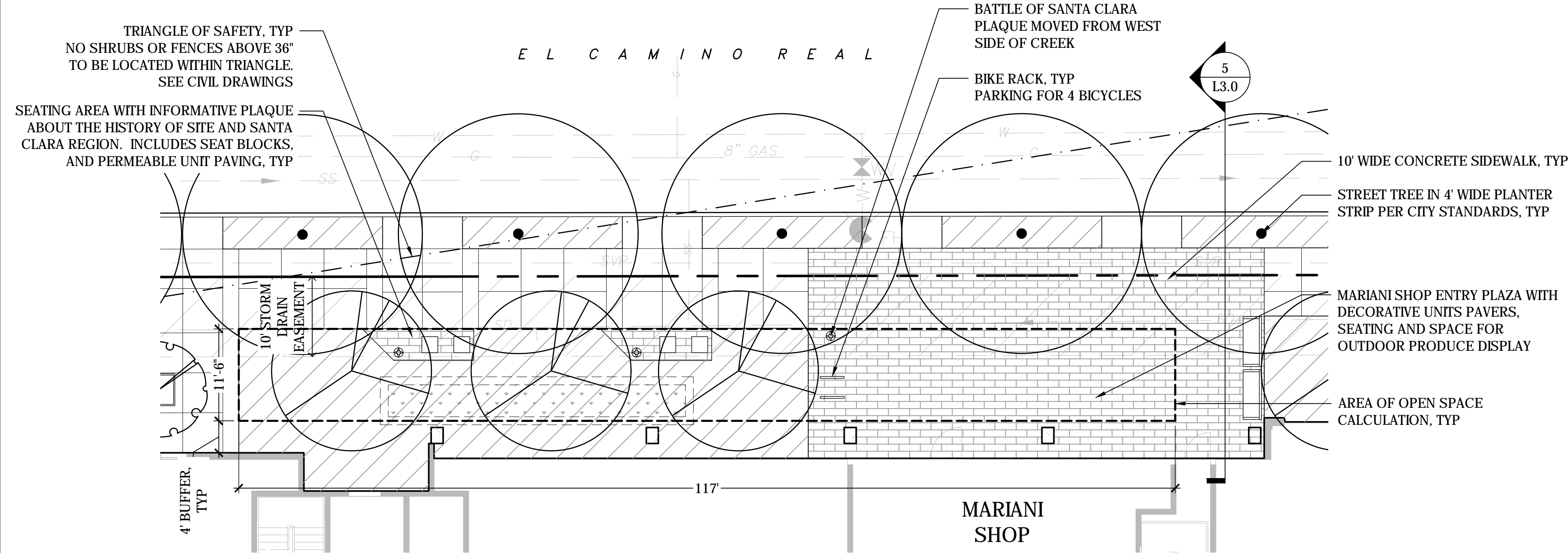






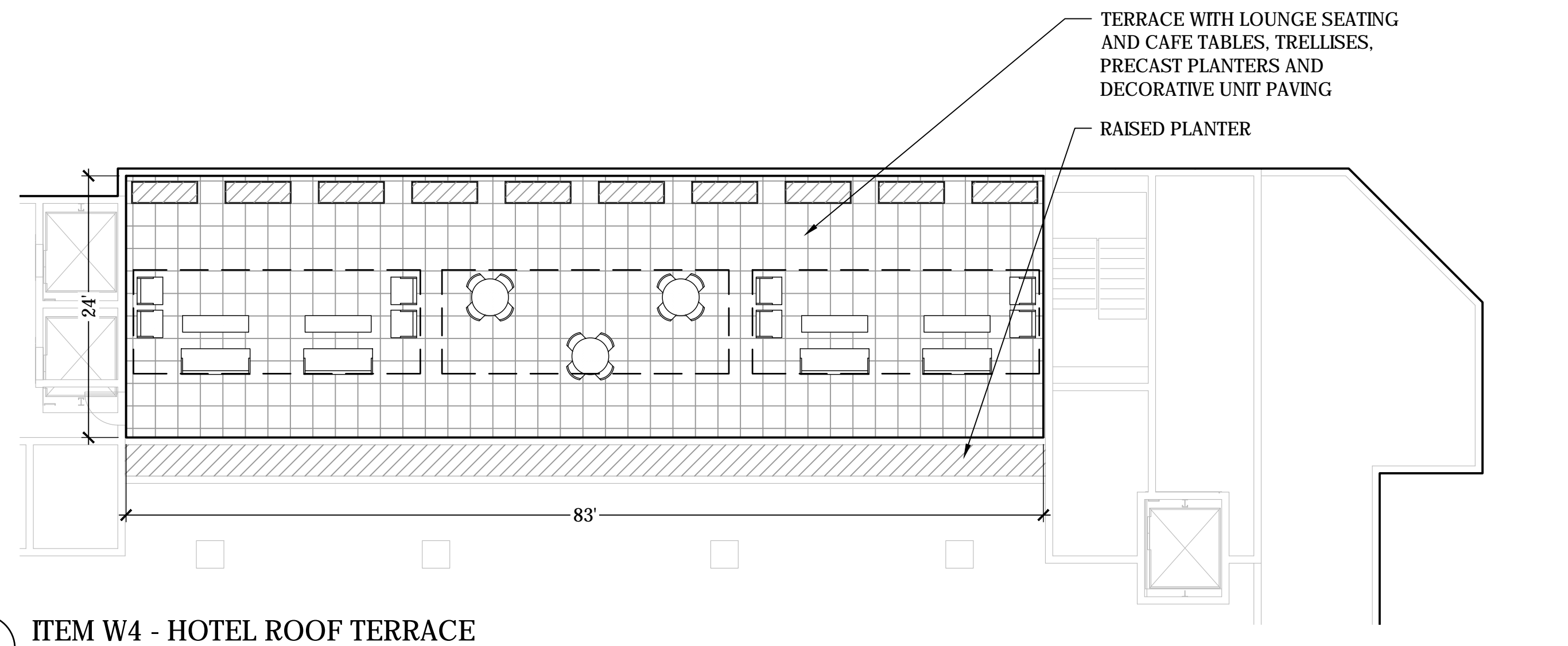
1 ITEM E5 - EAST BLOCK ECR HISTORY WALK

SCALE: 1"= 10'-0"



2 ITEM W5 - WEST BLOCK ECR HISTORY WALK

SCALE: 1"= 10'-0"

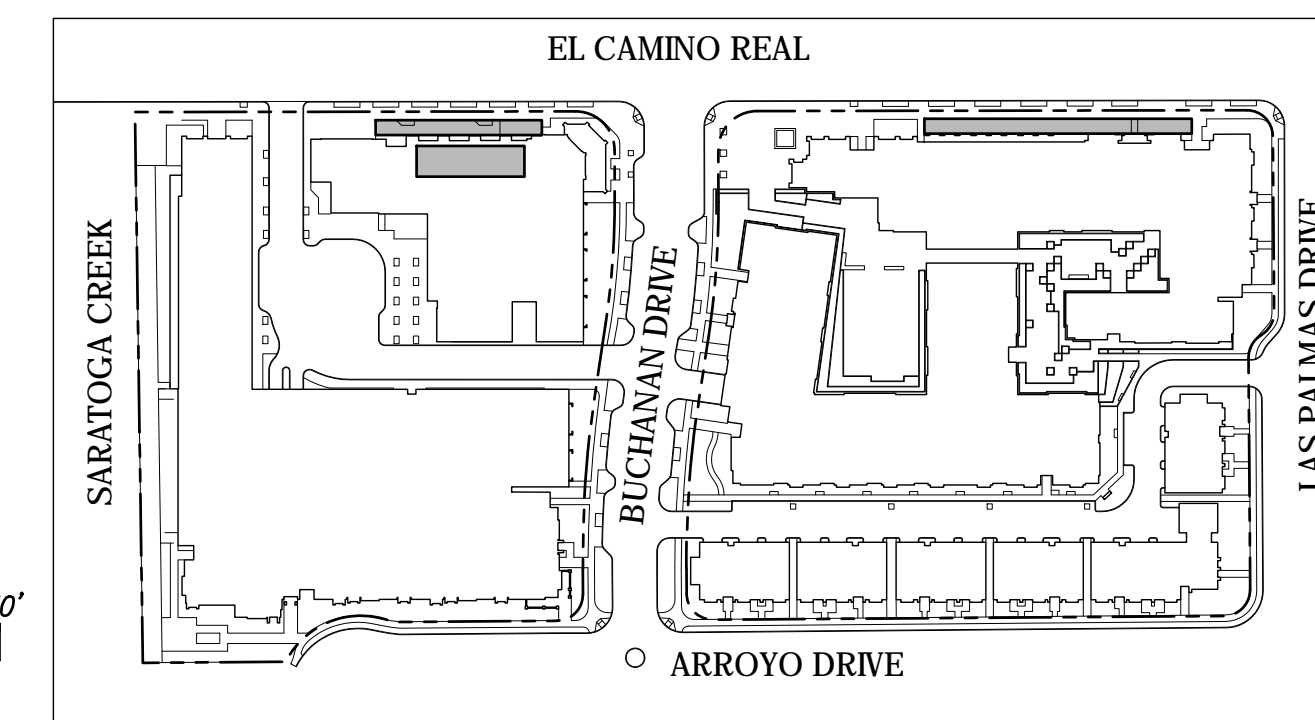
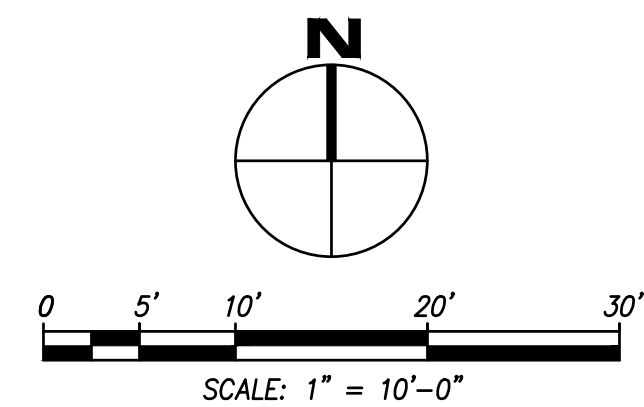


3 ITEM W4 - HOTEL ROOF TERRACE

SCALE: 1"= 10'-0"

### SYMBOLS LEGEND

- CONCRETE PAVING
- UNIT PAVERS - FINISH 1
- UNIT PAVERS - FINISH 2
- PLANTING AREA
- STORMWATER TREATMENT
- RESILIENT PLAY SURFACING
- SYNTHETIC TURF
- 6' HIGH FENCE
- LOW FENCE
- POOL ENCLOSURE
- LOUNGE FURNITURE
- CAFE TABLE
- UMBRELLA
- CHAISE LOUNGE
- BENCH
- SEAT BLOCK
- BIKE RACK
- PRECAST PLANTERS
- PICNIC TABLE
- CHARCOAL GRILL
- GAS GRILL (NG)
- GAME TABLE
- PAD MOUNT TRANSFORMER
- EXISTING, NEW, OR RELOCATED STREET LIGHT
- POLE LIGHT
- TREE UPLIGHT
- BOLLARD LIGHT



NO.	DATE	ISSUE
	DATE	ISSUE

DRAWING TITLE

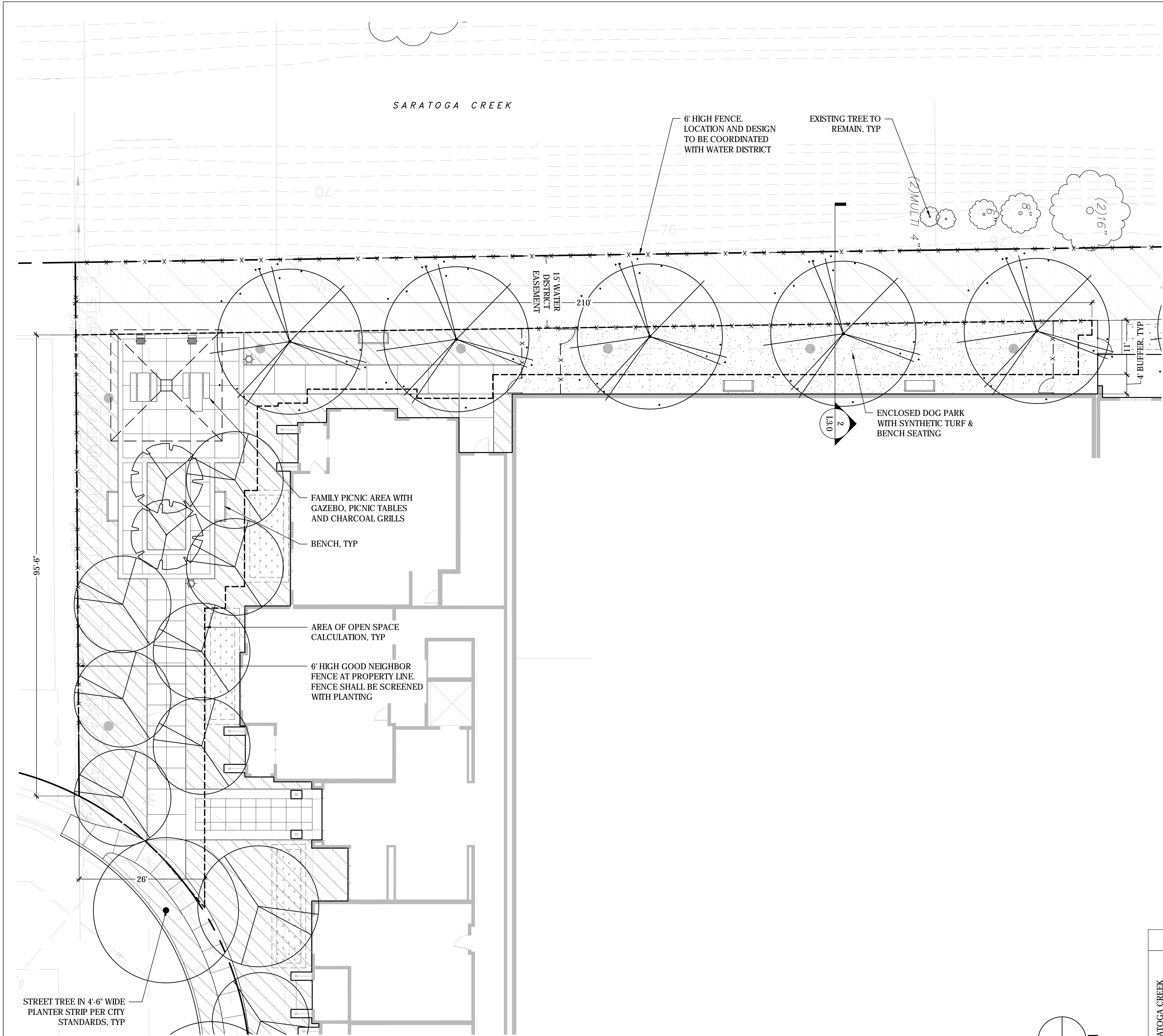
ITEM W4, W5 & E6 - HOTEL ROOF TERRACE & ECR HISTORY WALK

STATUS

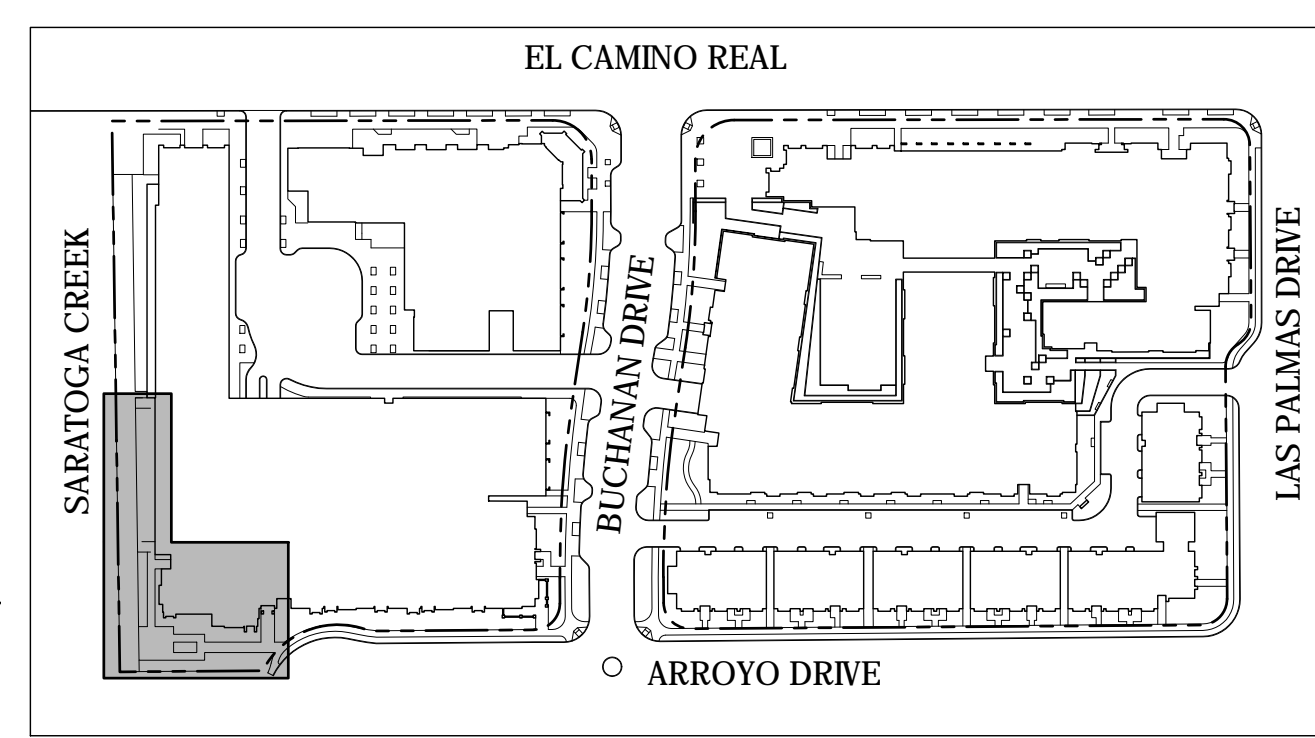
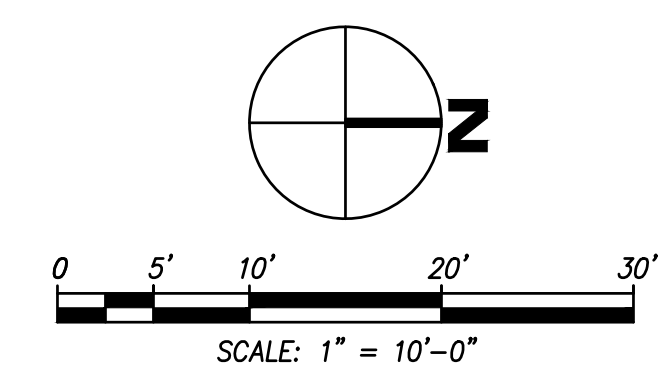
PCC SUBMITTAL

DATE 04/17/2018  
SHEET NO.





- SYMBOLS LEGEND**
- CONCRETE PAVING
  - UNIT PAVERS - FINISH 1
  - UNIT PAVERS - FINISH 2
  - PLANTING AREA
  - STORMWATER TREATMENT
  - RESILIENT PLAY SURFACING
  - SYNTHETIC TURF
  - 6' HIGH FENCE
  - LOW FENCE
  - POOL ENCLOSURE
  - LOUNGE FURNITURE
  - CAFE TABLE
  - UMBRELLA
  - CHAISE LOUNGE
  - BENCH
  - SEAT BLOCK
  - BIKE RACK
  - PRECAST PLANTERS
  - PICNIC TABLE
  - CHARCOAL GRILL
  - GAS GRILL (NG)
  - GAME TABLE
  - PAD MOUNT TRANSFORMER
  - EXISTING, NEW, OR RELOCATED STREET LIGHT
  - POLE LIGHT
  - TREE UPLIGHT
  - BOLLARD LIGHT



SL

STANTON  
ARCHITECTURE

SEIDEL  
ARCHITECTS

JETT

Landscape Architecture + Design

MISSION ENGINEERS, INC.

PLANNING • LAND SURVEYING • CIVIL ENGINEERING • CONSTRUCTION STAGING

MARIANI'S INN  
AND RESIDENCES

2500 EL CAMINO REAL  
SANTA CLARA, CA

NO.	DATE	ISSUE
	DATE	ISSUE

DRAWING TITLE

ITEM W3 - PARK

STATUS

PCC SUBMITTAL

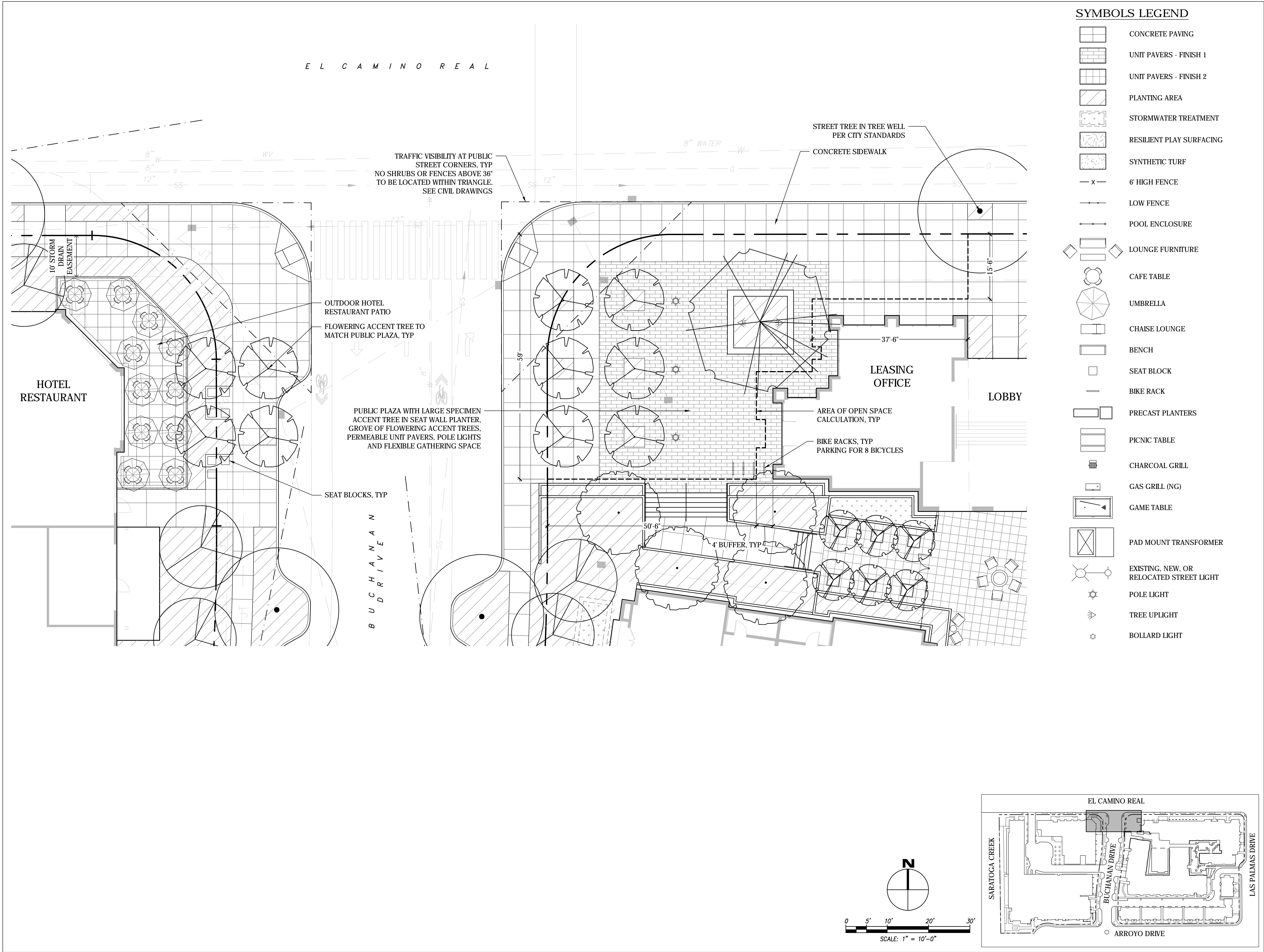
DATE

04/17/2018

SHEET NO.

L2.3





## MARIANI'S INN AND RESIDENCES

2500 EL CAMINO REAL  
SANTA CLARA, CA

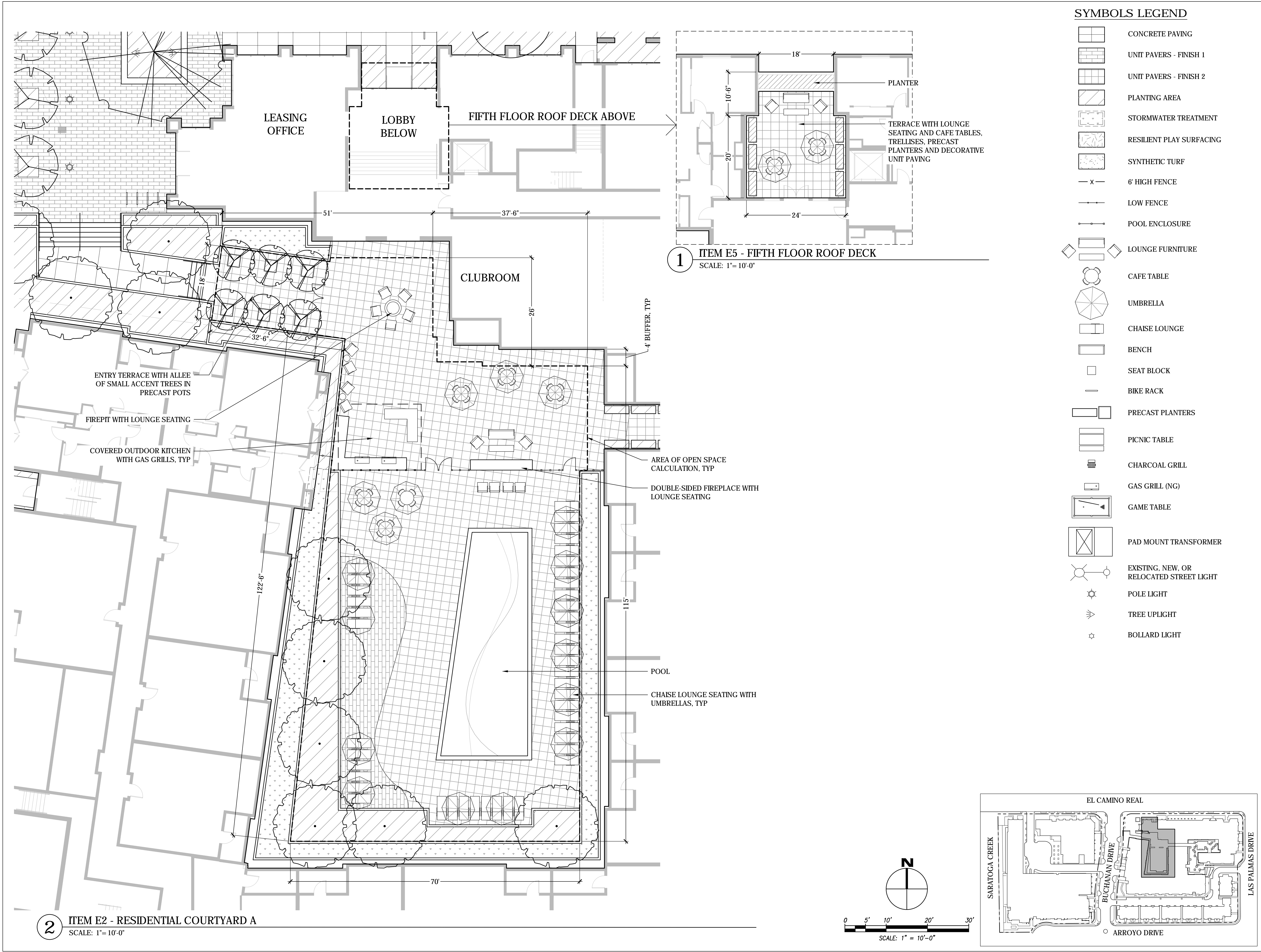
NO.	DATE	ISSUE
	DATE	ISSUE

DRAWING TITLE  
ITEM E1 - PUBLIC PLAZA

STATUS  
PCC SUBMITTAL

DATE 04/17/2018  
SHEET NO.





MARIANI'S INN  
AND RESIDENCES

2500 EL CAMINO REAL  
SANTA CLARA, CA

NO.	DATE	ISSUE
	DATE	ISSUE

DRAWING TITLE  
ITEM E2 & E5 - RESIDENTIAL  
COURTYARD A & ROOF DECK

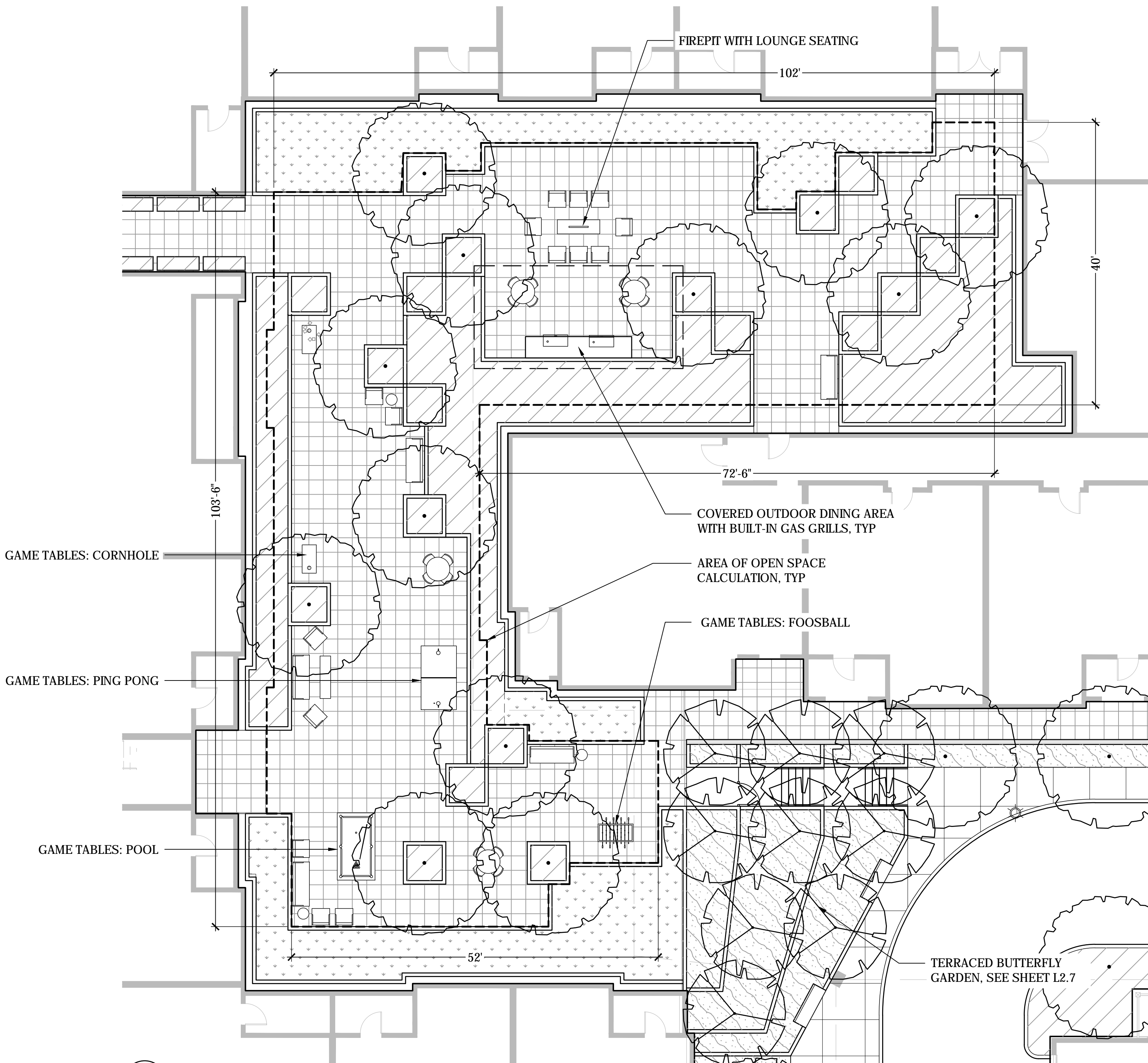
STATUS  
PCC SUBMITTAL

DATE 04/17/2018  
SHEET NO.

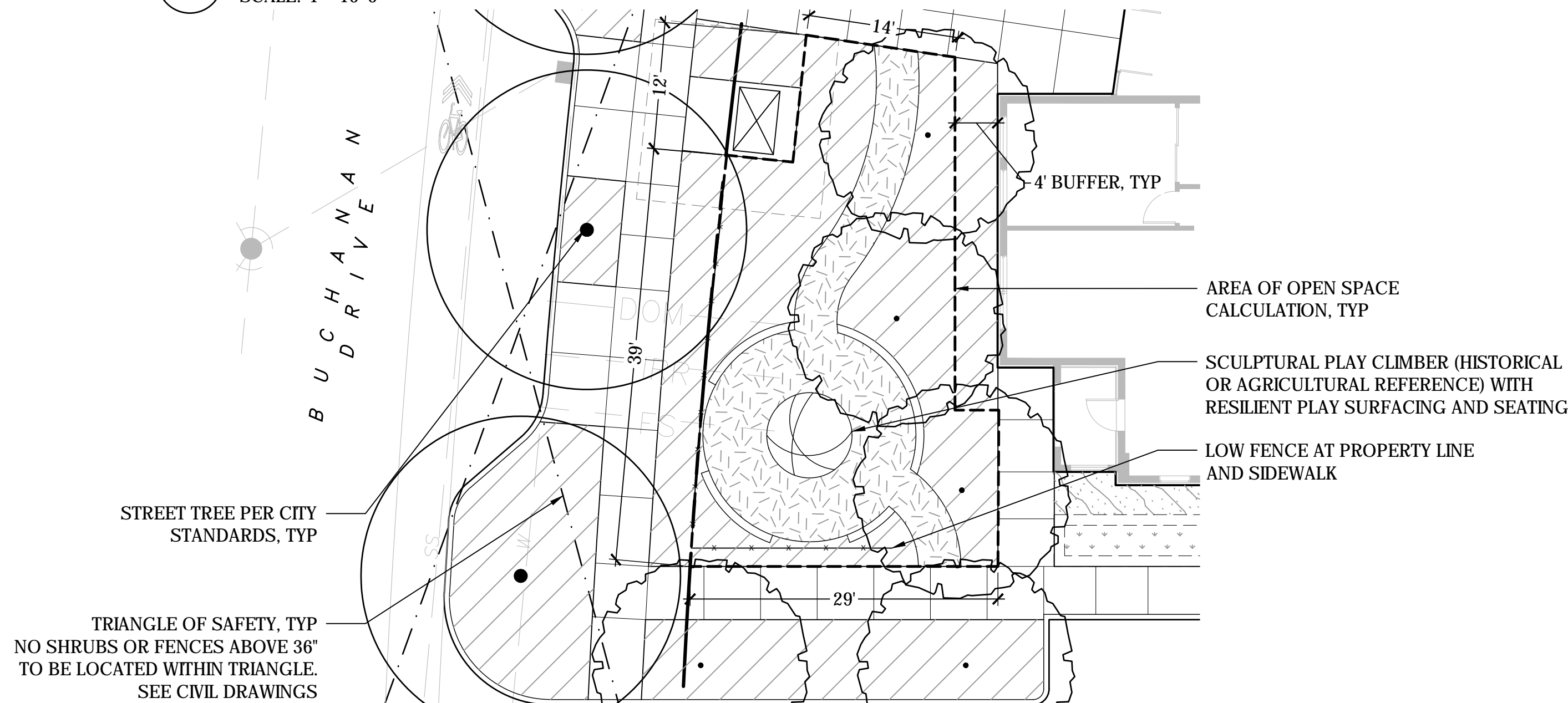


MARIANI'S INN  
AND RESIDENCES

2500 EL CAMINO REAL  
SANTA CLARA, CA



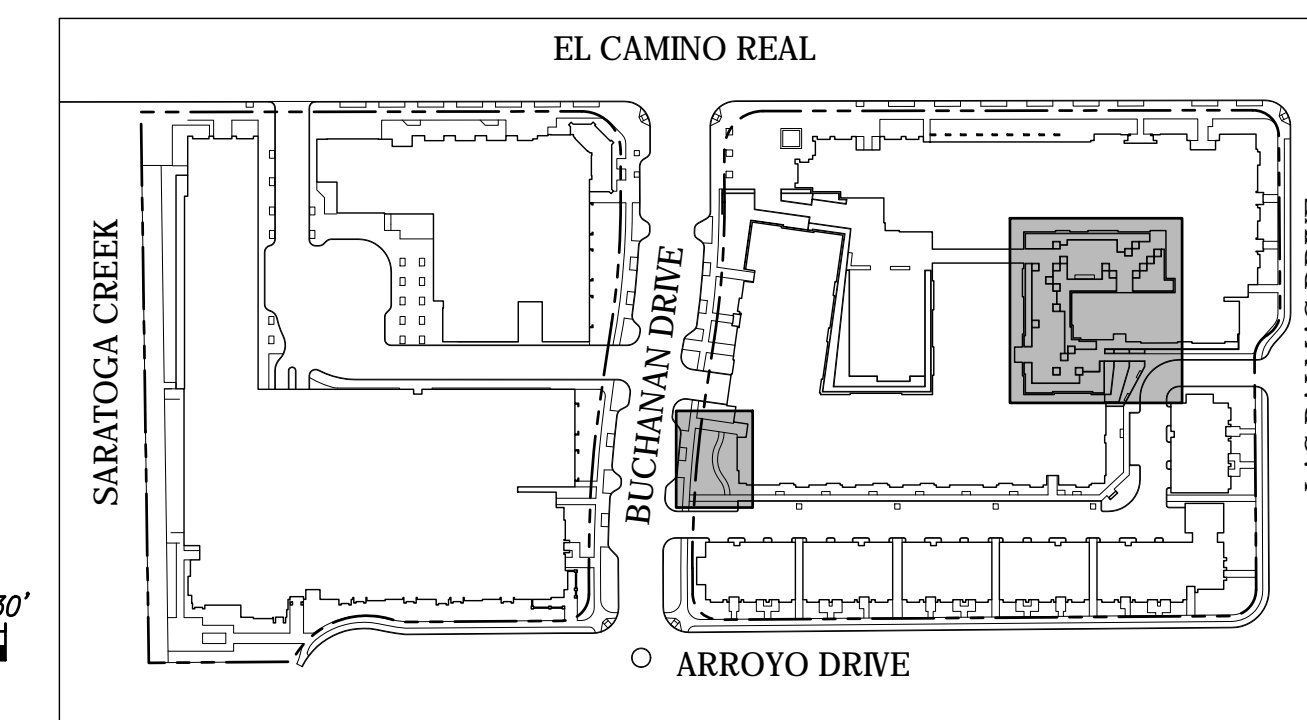
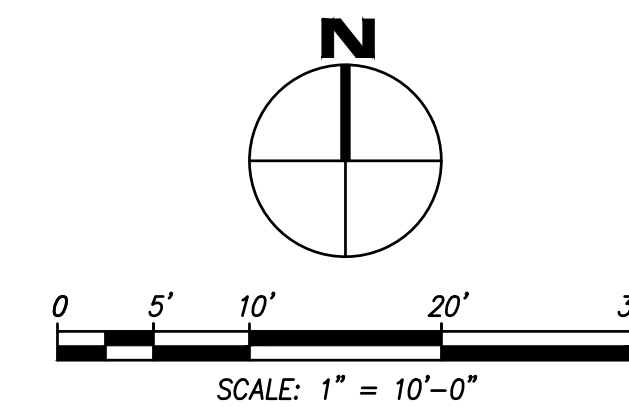
1 ITEM E3 - RESIDENTIAL COURTYARD B  
SCALE: 1"= 10'-0"



2 ITEM E7 - RECREATIONAL SPACE  
SCALE: 1"= 10'-0"

SYMBOLS LEGEND

- CONCRETE PAVING
- UNIT PAVERS - FINISH 1
- UNIT PAVERS - FINISH 2
- PLANTING AREA
- STORMWATER TREATMENT
- RESILIENT PLAY SURFACING
- SYNTHETIC TURF
- 6' HIGH FENCE
- LOW FENCE
- POOL ENCLOSURE
- LOUNGE FURNITURE
- CAFE TABLE
- UMBRELLA
- CHAISE LOUNGE
- BENCH
- SEAT BLOCK
- BIKE RACK
- PRECAST PLANTERS
- PICNIC TABLE
- CHARCOAL GRILL
- GAS GRILL (NG)
- GAME TABLE
- PAD MOUNT TRANSFORMER
- EXISTING, NEW, OR RELOCATED STREET LIGHT
- POLE LIGHT
- TREE UPLIGHT
- BOLLARD LIGHT



NO.	DATE	ISSUE
	DATE	ISSUE

DRAWING TITLE

ITEM E3 & E7 - RESIDENTIAL  
COURTYARD B &  
RECREATIONAL SPACE

STATUS

PCC SUBMITTAL

DATE 04/17/2018  
SHEET NO.

L2.6

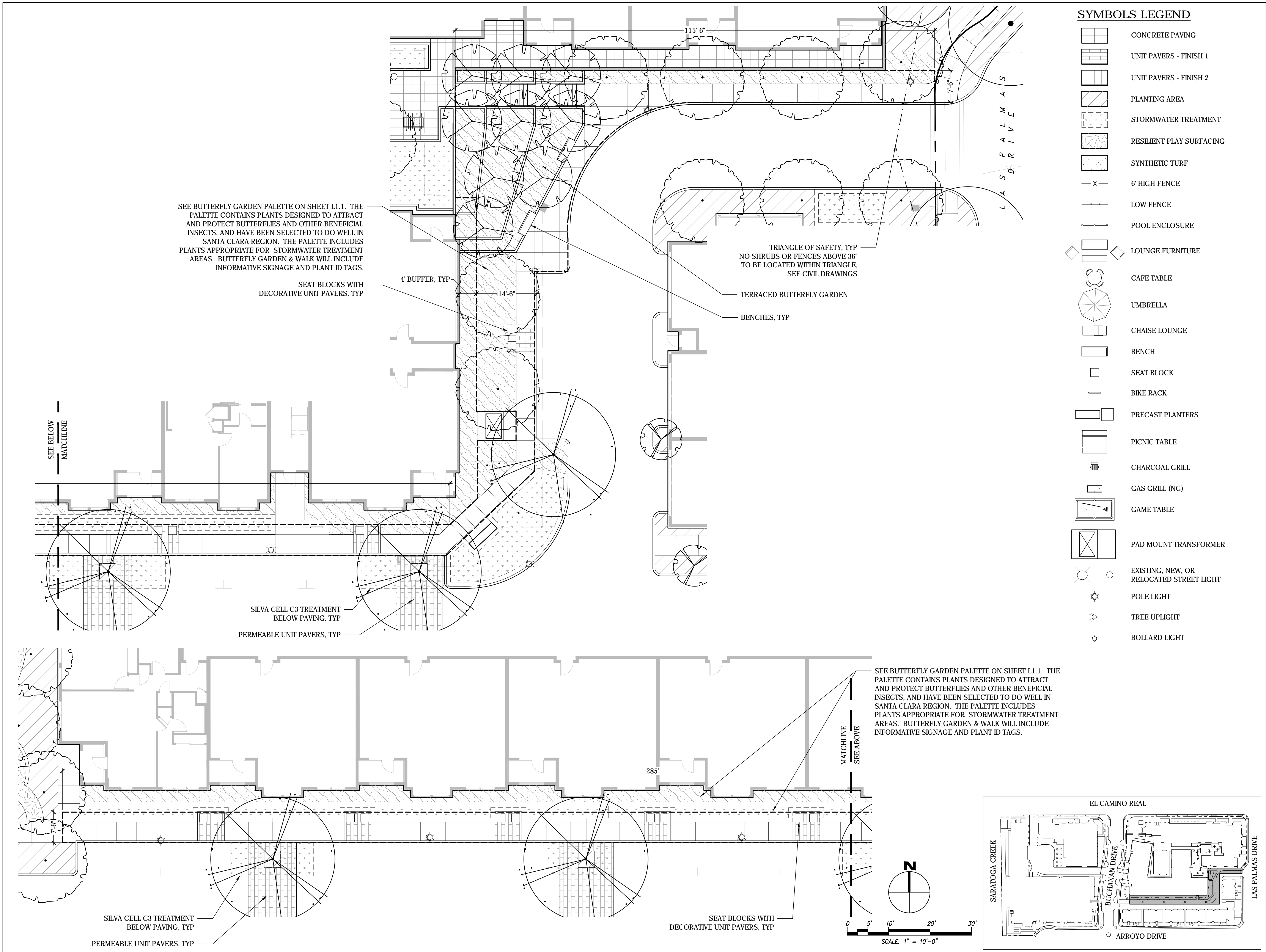


2500 EL CAMINO REAL  
SANTA CLARA, CA

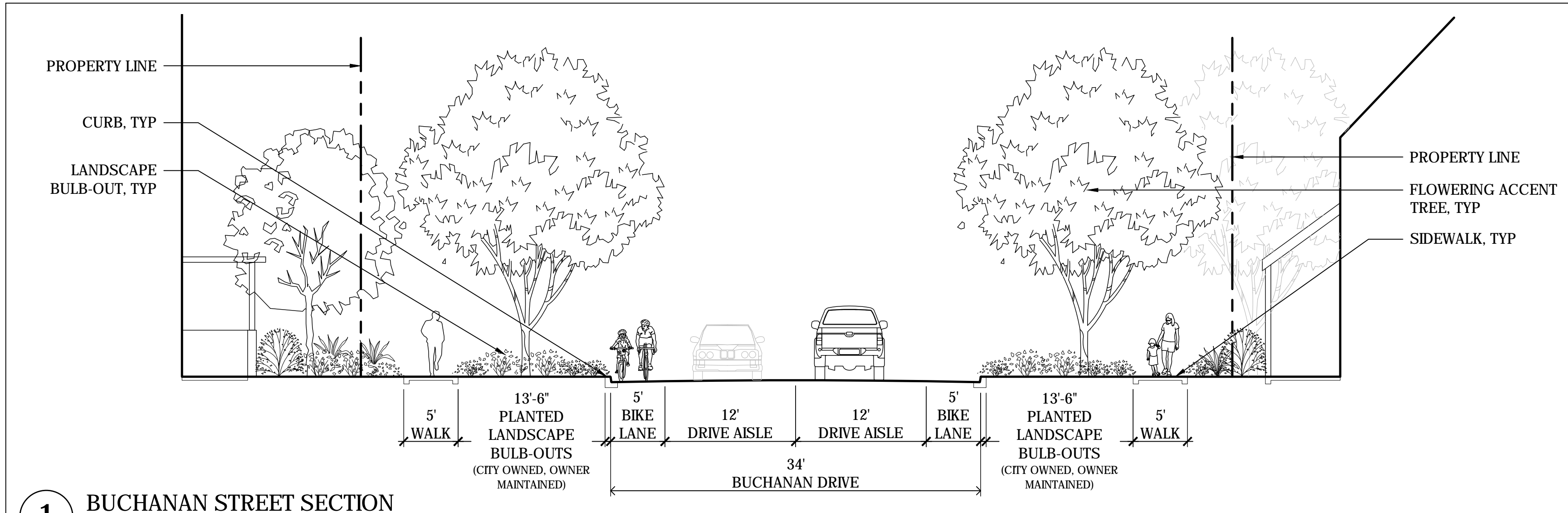
[illegible]

DATE	04/17/2018
SHEET NO.	

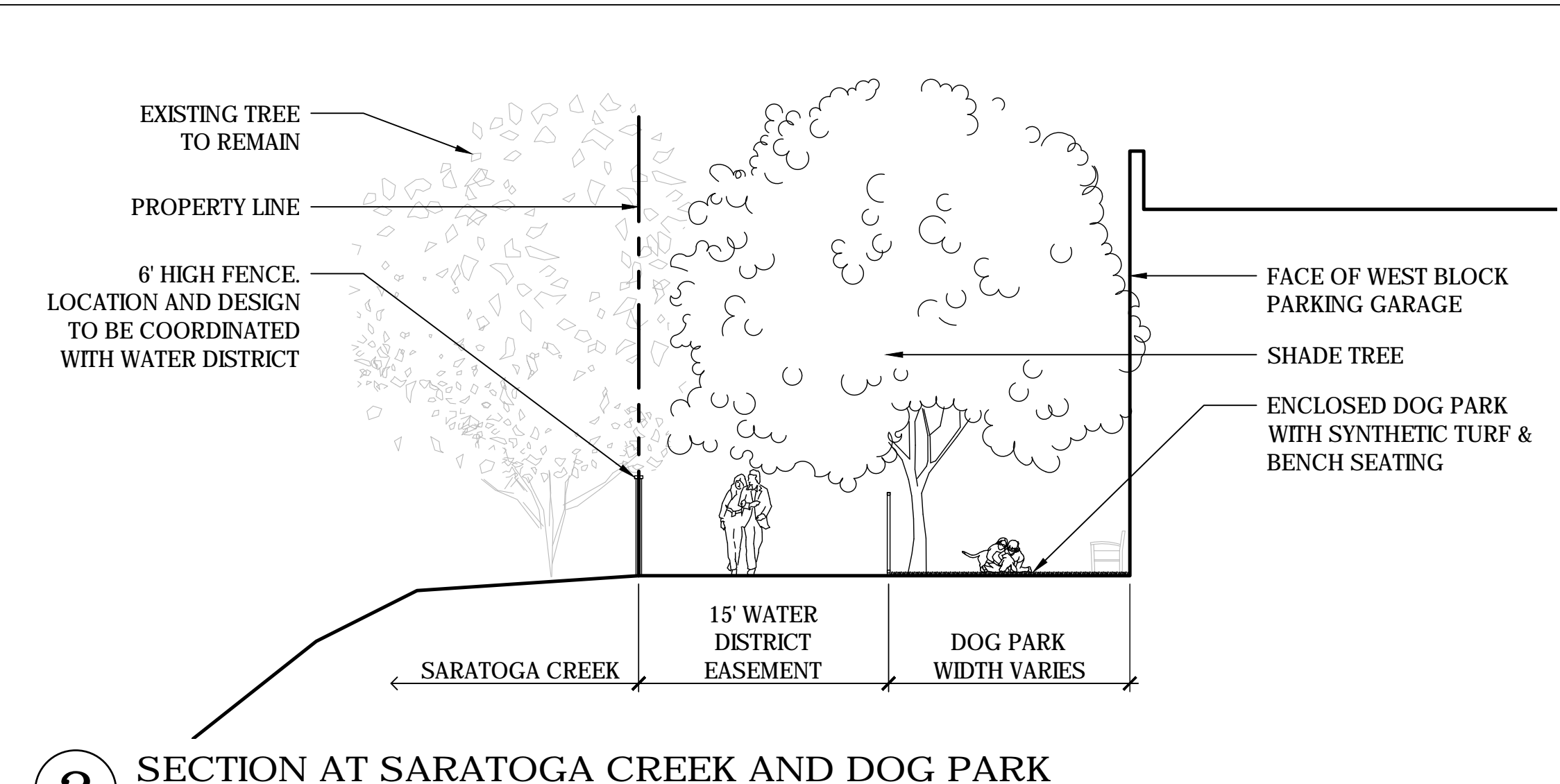
## L2.7



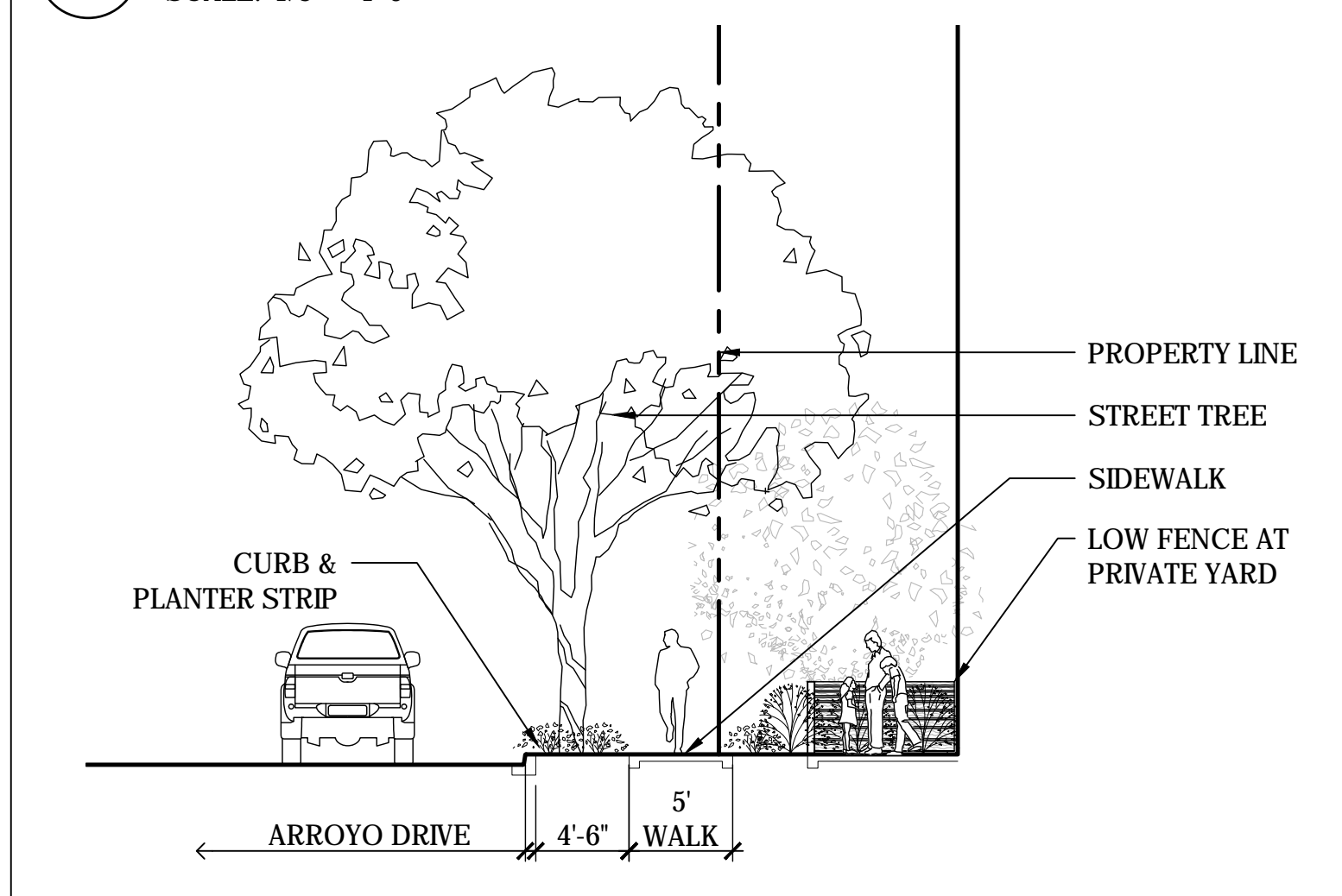




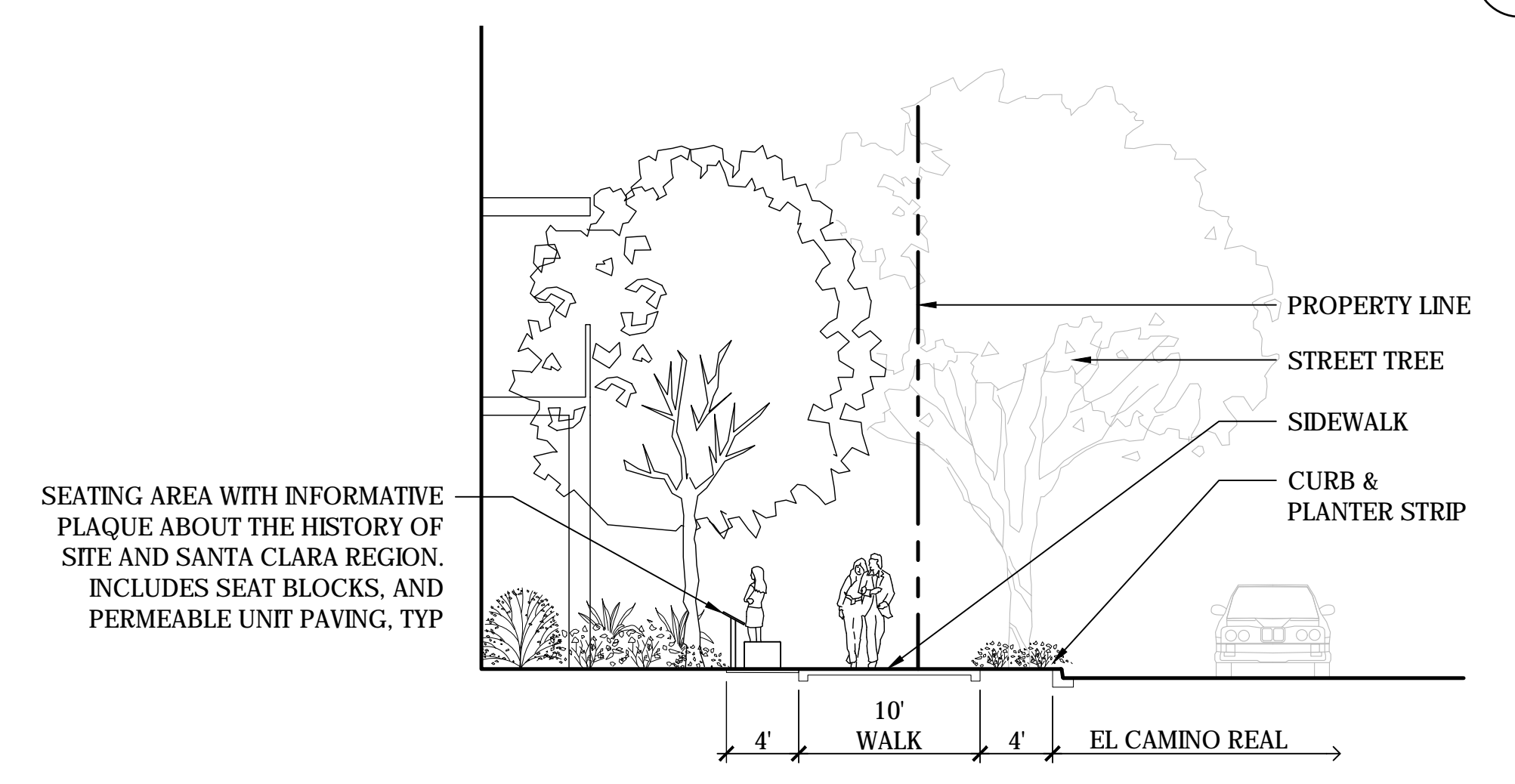
**1 BUCHANAN STREET SECTION**  
SCALE: 1/8" = 1'-0"



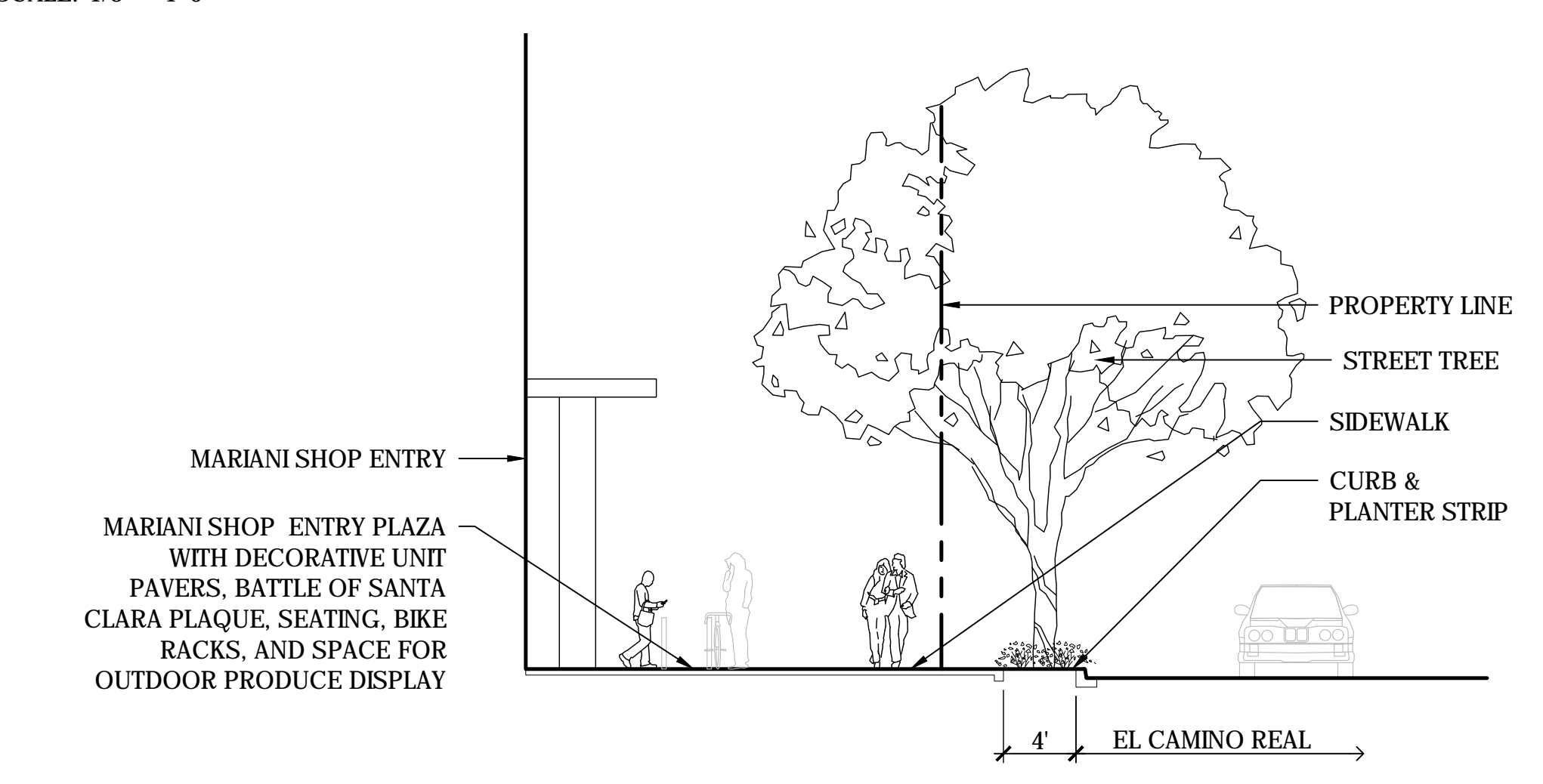
**2 SECTION AT SARATOGA CREEK AND DOG PARK**  
SCALE: 1/8" = 1'-0"



**3 TYPICAL TOWNHOMES FRONTAGE**  
SCALE: 1/8" = 1'-0"



**4 EAST BLOCK - EL CAMINO REAL FRONTAGE**  
SCALE: 1/8" = 1'-0"



**5 WEST BLOCK - EL CAMINO REAL FRONTAGE**  
SCALE: 1/8" = 1'-0"

NOTE: REFER TO CIVIL PLANS FOR ACCURATE GRADING INFORMATION



PLAZA PERMEABLE UNIT PAVERS




COLORFUL PLANTING



ENCLOSED DOG PARK



NIGHTTIME ACTIVITY



PLAZA WITH SPECIMEN TREE



WATER WISE PLANTING



SCULPTURAL PLAY CLIMBER



PLAYFUL PLANTING



LANDSCAPED WALKWAYS



FAMILY-FRIENDLY COMMUNITY



OUTDOOR DINING



SHOP ENTRY PLAZA



POOL & LOUNGE

**6 LANDSCAPE PRECEDENT IMAGERY**  
SCALE: N/A

**MARIANI'S INN AND RESIDENCES**

2500 EL CAMINO REAL  
SANTA CLARA, CA

NO.	DATE	ISSUE
	DATE	ISSUE

DRAWING TITLE  
**LANDSCAPE SECTIONS & PRECEDENT IMAGERY**

STATUS  
**PCC SUBMITTAL**

DATE 04/17/2018  
SHEET NO.



MARIANI'S INN  
AND RESIDENCES

2500 EL CAMINO REAL  
SANTA CLARA, CA

NO.	DATE	ISSUE
	DATE	ISSUE

DRAWING TITLE

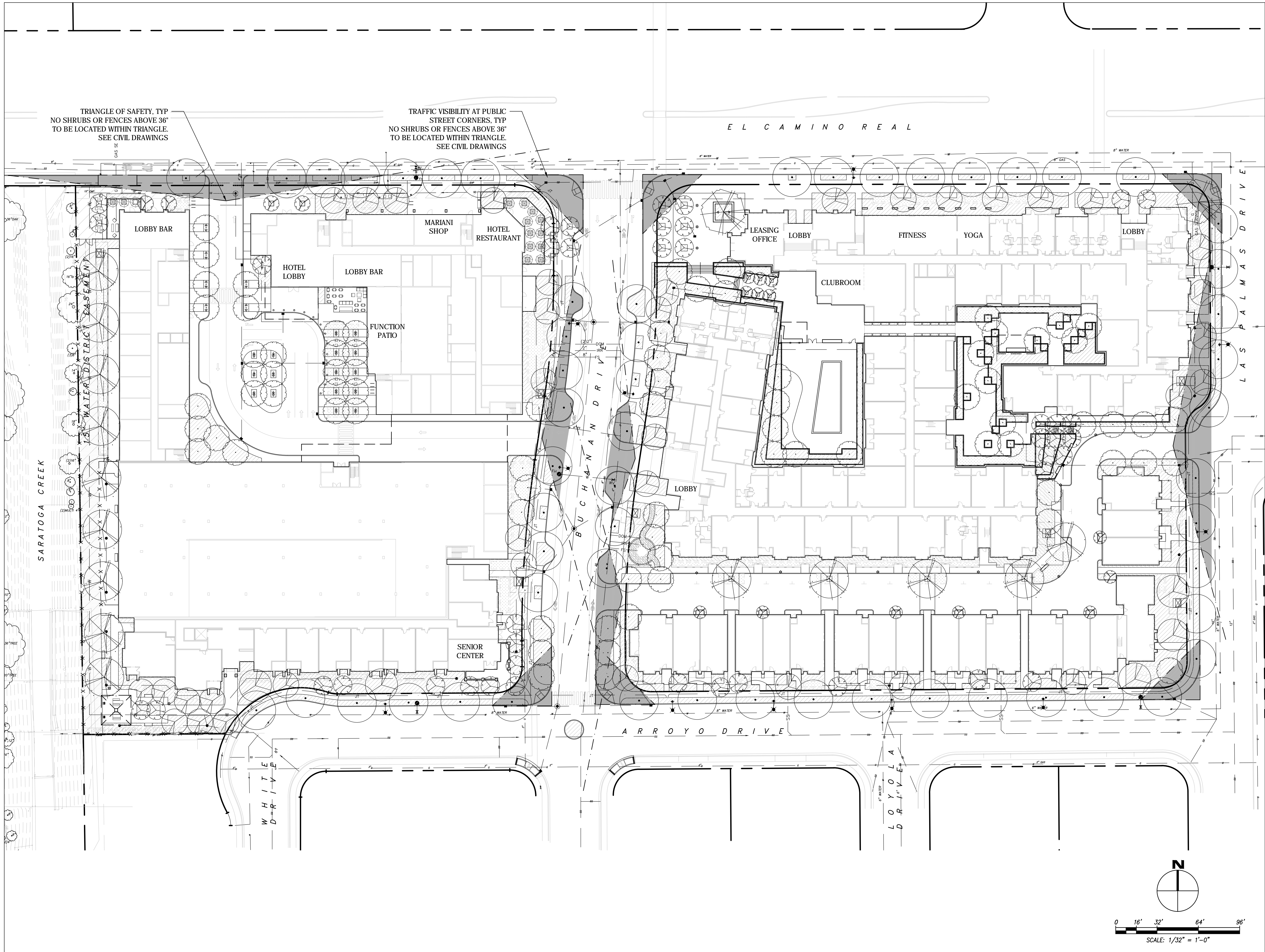
LANDSCAPE & UTILITY  
COMPOSITE PLAN

STATUS

PCC SUBMITTAL

DATE 04/17/2018  
SHEET NO.

L4.0





MARIANI'S INN  
AND RESIDENCES

2500 EL CAMINO REAL  
SANTA CLARA, CA

NO.	DATE	ISSUE
	DATE	ISSUE

DRAWING TITLE  
OVERALL MASTER PLAN

STATUS  
PCC SUBMITTAL

DATE 04/17/2018  
SHEET NO.

PHASE 1: WEST BLOCK

WEST BLOCK - HOTEL 2

WEST BLOCK - HOTEL 1

EL CAMINO REAL

PHASE 2: EAST BLOCK

EAST BLOCK APARTMENTS

LAS PALMAS DRIVE

BUCHANAN DRIVE

ARROYO DRIVE

TOWNHOUSES

APARTMENTS

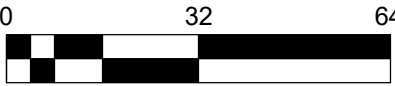
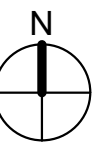
PARKING GARAGE

UP

DN

BUILDING

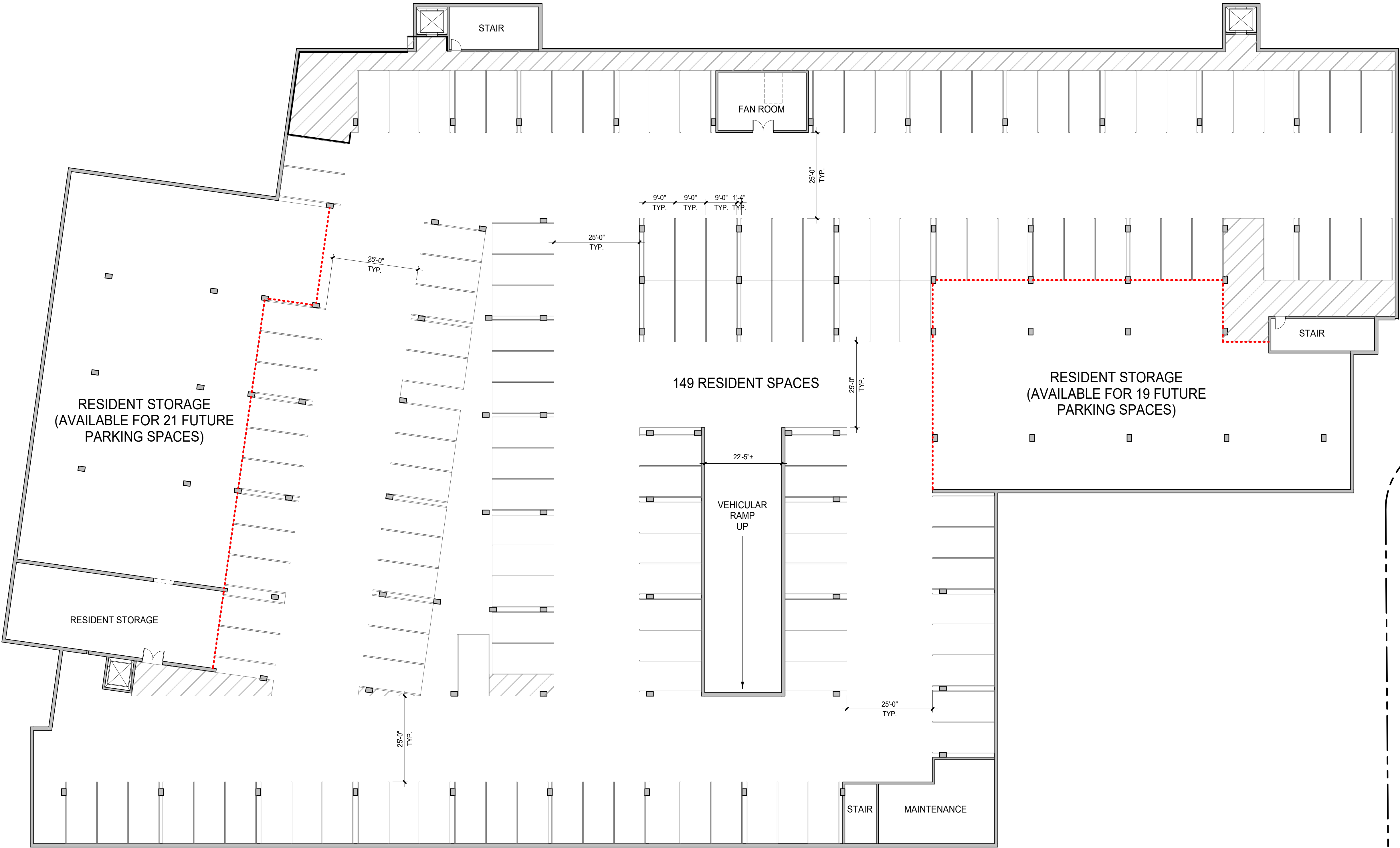
SARATOGA CREEK





MARIANI'S INN  
AND RESIDENCES

2500 EL CAMINO REAL  
SANTA CLARA, CA

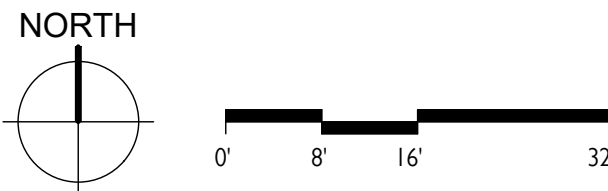


NO.	DATE	ISSUE
	DATE	ISSUE

DRAWING TITLE  
EAST BLOCK APARTMENTS LOWER  
GARAGE PLAN

STATUS  
PCC SUBMITTAL

DATE	04/13/2018
SHEET NO.	





MARIANI'S INN  
AND RESIDENCES

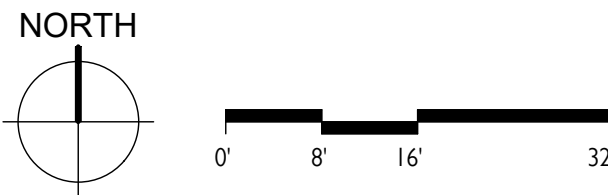
2500 EL CAMINO REAL  
SANTA CLARA, CA

NO.	DATE	ISSUE
	DATE	ISSUE

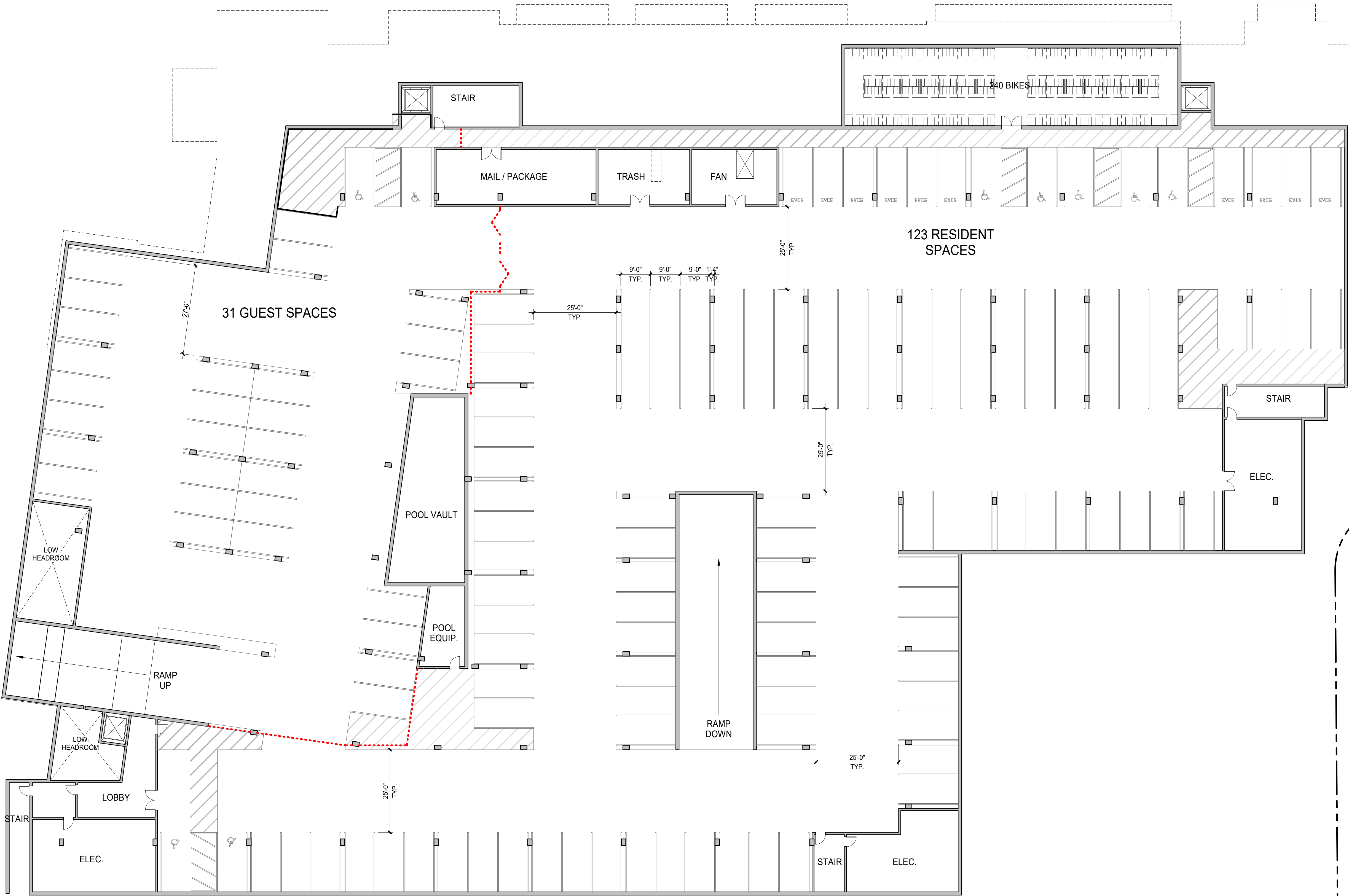
DRAWING TITLE  
EAST BLOCK APARTMENTS UPPER  
GARAGE PLAN

STATUS  
PCC SUBMITTAL

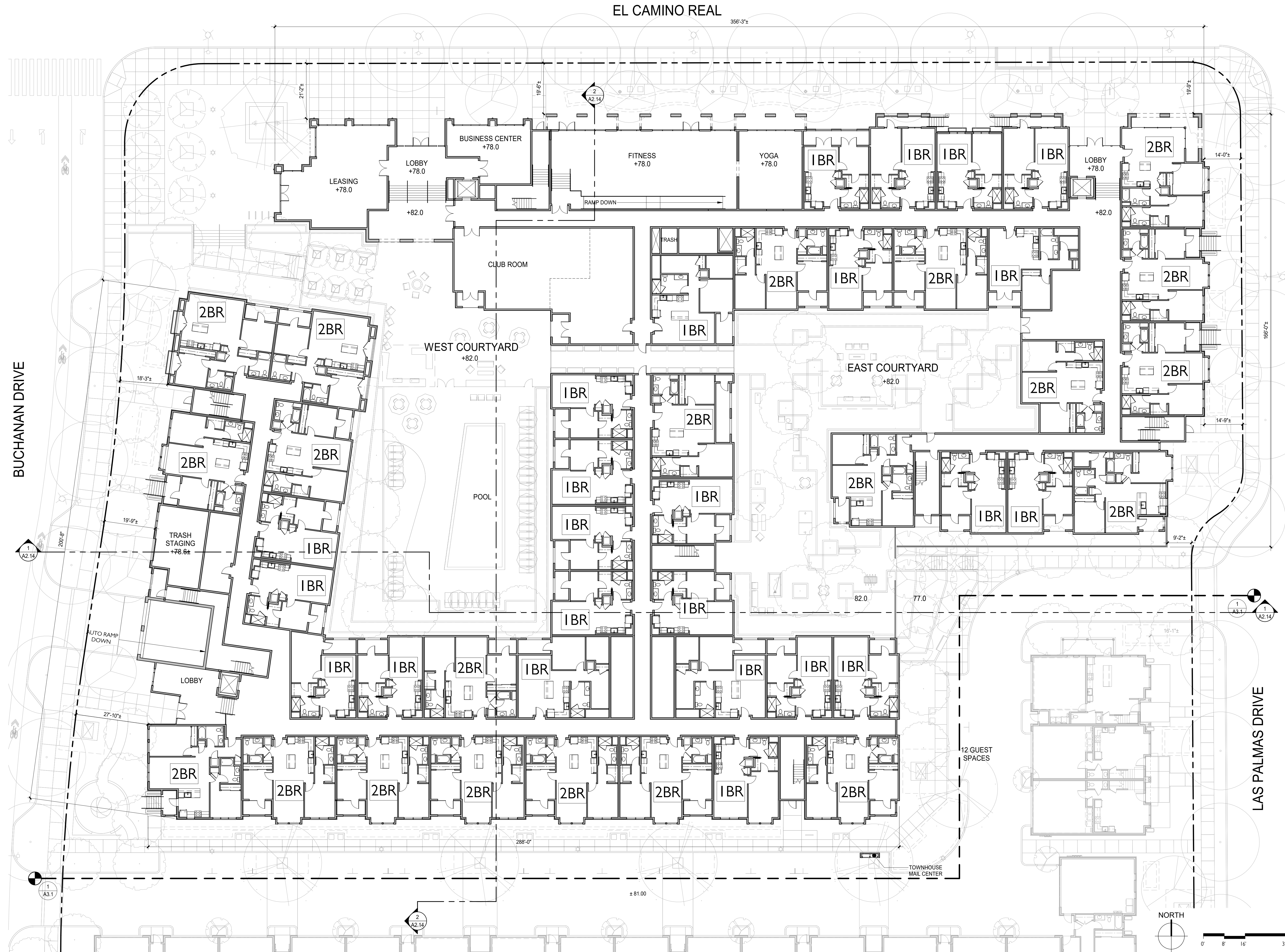
DATE 04/13/2018  
SHEET NO.



A2.1







SEIDEL  
ARCHITECTS

SA STANTON  
ARCHITECTURE

JETT  
Landscape Architecture + Design

MISSION ENGINEERS, INC.  
PLANNING • LAND SURVEYING • CIVIL ENGINEERING • CONSTRUCTION STAGING

## MARIANI'S INN AND RESIDENCES

2500 EL CAMINO REAL  
SANTA CLARA, CA

NO.	DATE	ISSUE
1	04/13/2018	PCC SUBMITTAL

DATE	04/13/2018
SHEET NO.	A2.2

DATE	04/13/2018
SHEET NO.	A2.2

DATE	04/13/2018
SHEET NO.	A2.2

DATE	04/13/2018
SHEET NO.	A2.2

DATE	04/13/2018
SHEET NO.	A2.2

DATE	04/13/2018
SHEET NO.	A2.2

DATE	04/13/2018
SHEET NO.	A2.2

DATE	04/13/2018
SHEET NO.	A2.2

DATE	04/13/2018
SHEET NO.	A2.2

DATE	04/13/2018
SHEET NO.	A2.2

DATE	04/13/2018
SHEET NO.	A2.2

DATE	04/13/2018
SHEET NO.	A2.2

DATE	04/13/2018
SHEET NO.	A2.2

DATE	04/13/2018
SHEET NO.	A2.2

DATE	04/13/2018
SHEET NO.	A2.2

DATE	04/13/2018
SHEET NO.	A2.2

DATE	04/13/2018
SHEET NO.	A2.2

DATE	04/13/2018
SHEET NO.	A2.2

DATE	04/13/2018
SHEET NO.	A2.2

DATE	04/13/2018
SHEET NO.	A2.2

DATE	04/13/2018
SHEET NO.	A2.2

DATE	04/13/2018
SHEET NO.	A2.2

DATE	04/13/2018
SHEET NO.	A2.2

DATE	04/13/2018
SHEET NO.	A2.2

DATE	04/13/2018
SHEET NO.	A2.2

DATE	04/13/2018
SHEET NO.	A2.2

DATE	04/13/2018
SHEET NO.	A2.2

DATE	04/13/2018
SHEET NO.	A2.2

DATE	04/13/2018
SHEET NO.	A2.2



MARIANI'S INN  
AND RESIDENCES

2500 EL CAMINO REAL  
SANTA CLARA, CA

NO.	DATE	ISSUE
	DATE	ISSUE

DRAWING TITLE  
EAST BLOCK APARTMENTS 2ND  
FLOOR PLAN

STATUS  
PCC SUBMITTAL

DATE 04/13/2018  
SHEET NO.

A2.3





MARIANI'S INN  
AND RESIDENCES

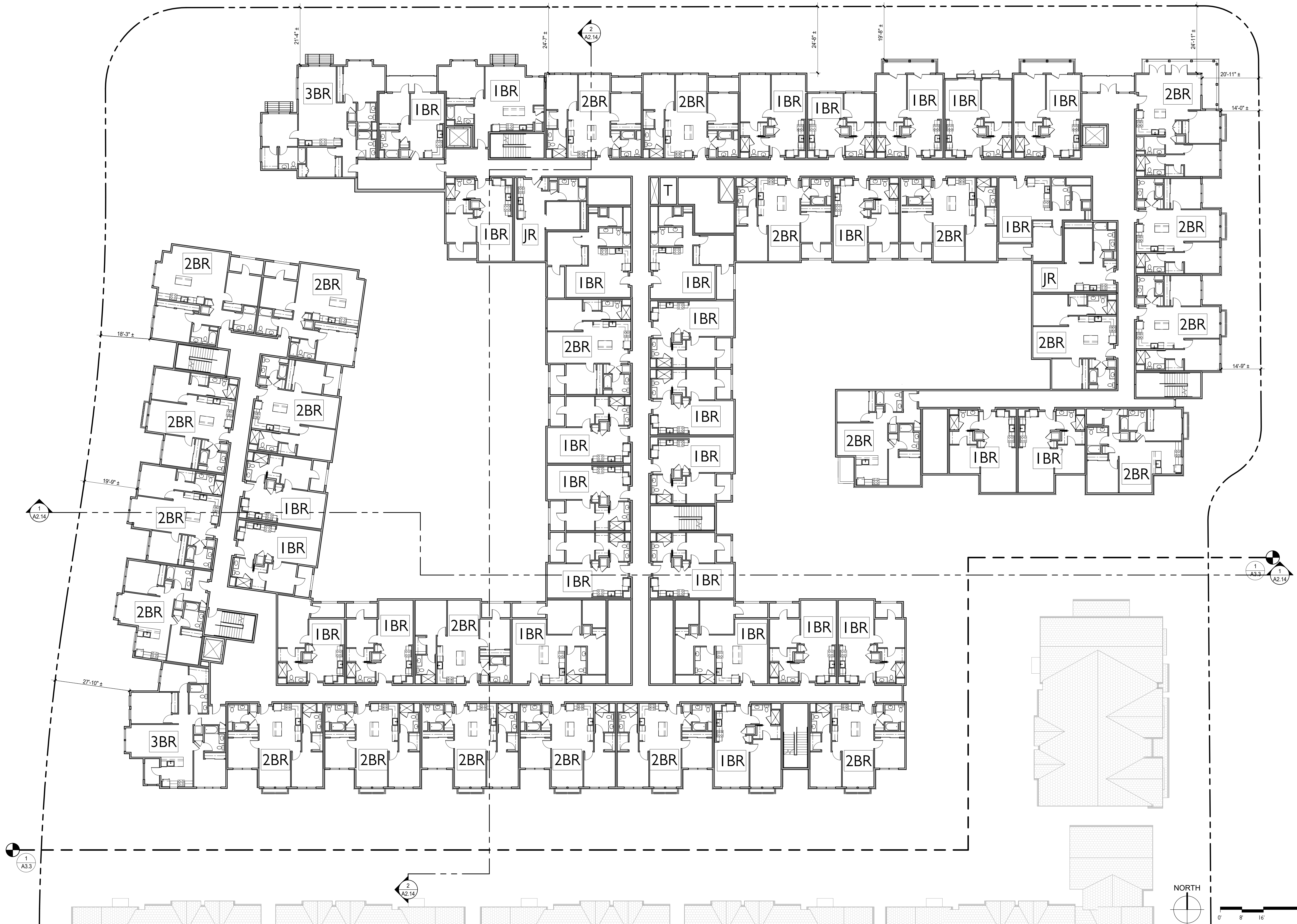
2500 EL CAMINO REAL  
SANTA CLARA, CA

NO.	DATE	ISSUE
	DATE	ISSUE

DRAWING TITLE  
EAST BLOCK APARTMENTS 3RD  
FLOOR PLAN

STATUS  
PCC SUBMITTAL

DATE 04/13/2018  
SHEET NO.





MARIANI'S INN  
AND RESIDENCES

2500 EL CAMINO REAL  
SANTA CLARA, CA



NO.	DATE	ISSUE
	DATE	ISSUE

DRAWING TITLE  
EAST BLOCK APARTMENTS 4TH  
FLOOR PLAN

STATUS  
PCC SUBMITTAL

DATE 04/13/2018  
SHEET NO.



MARIANI'S INN  
AND RESIDENCES

2500 EL CAMINO REAL  
SANTA CLARA, CA

NO.	DATE	ISSUE
	DATE	ISSUE

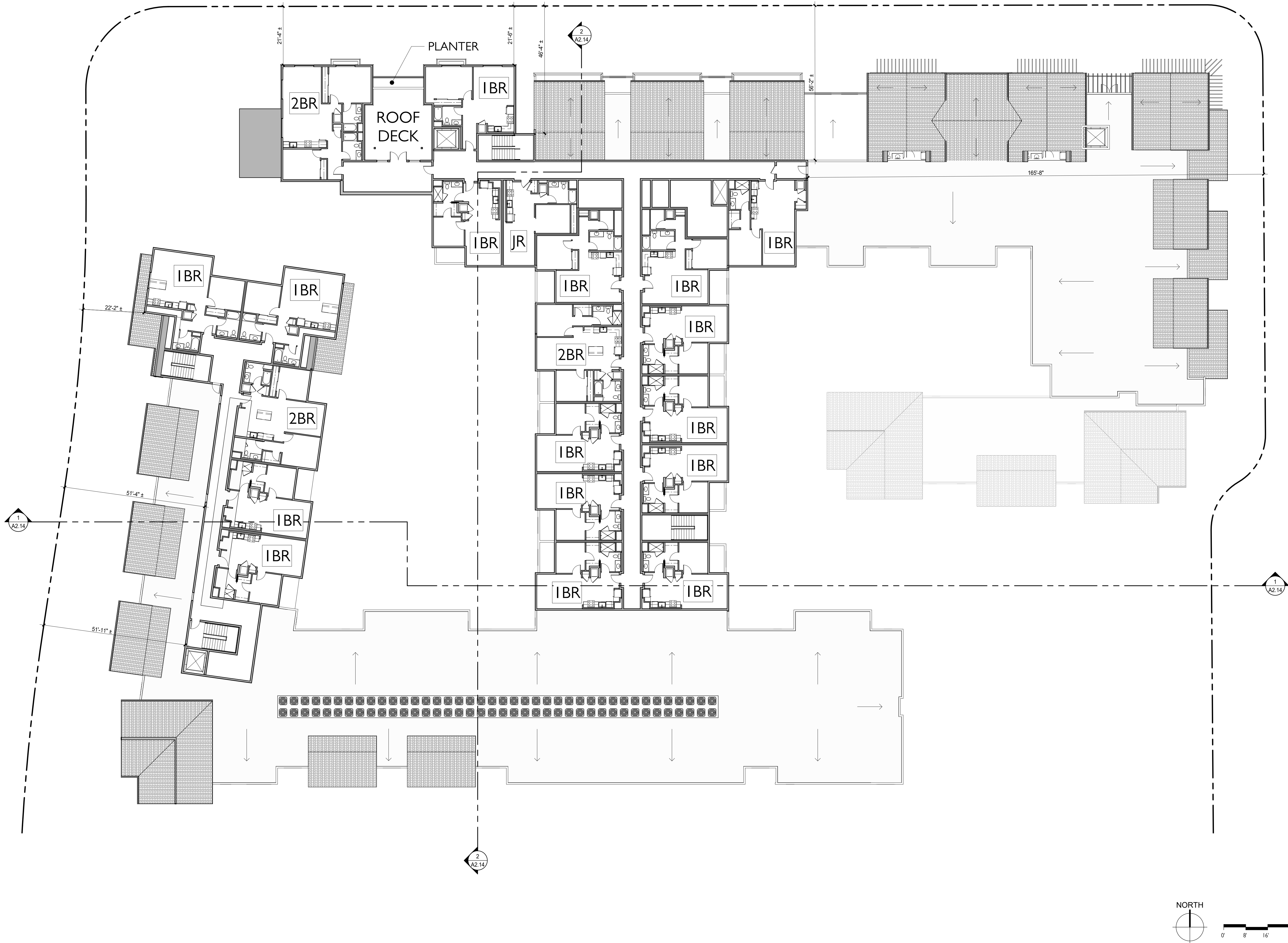
DRAWING TITLE

EAST BLOCK APARTMENTS 5TH  
FLOOR PLAN

STATUS

PCC SUBMITTAL

DATE	04/13/2018
SHEET NO.	





MARIANI'S INN  
AND RESIDENCES

2500 EL CAMINO REAL  
SANTA CLARA, CA

NO.	DATE	ISSUE
	DATE	ISSUE

DRAWING TITLE

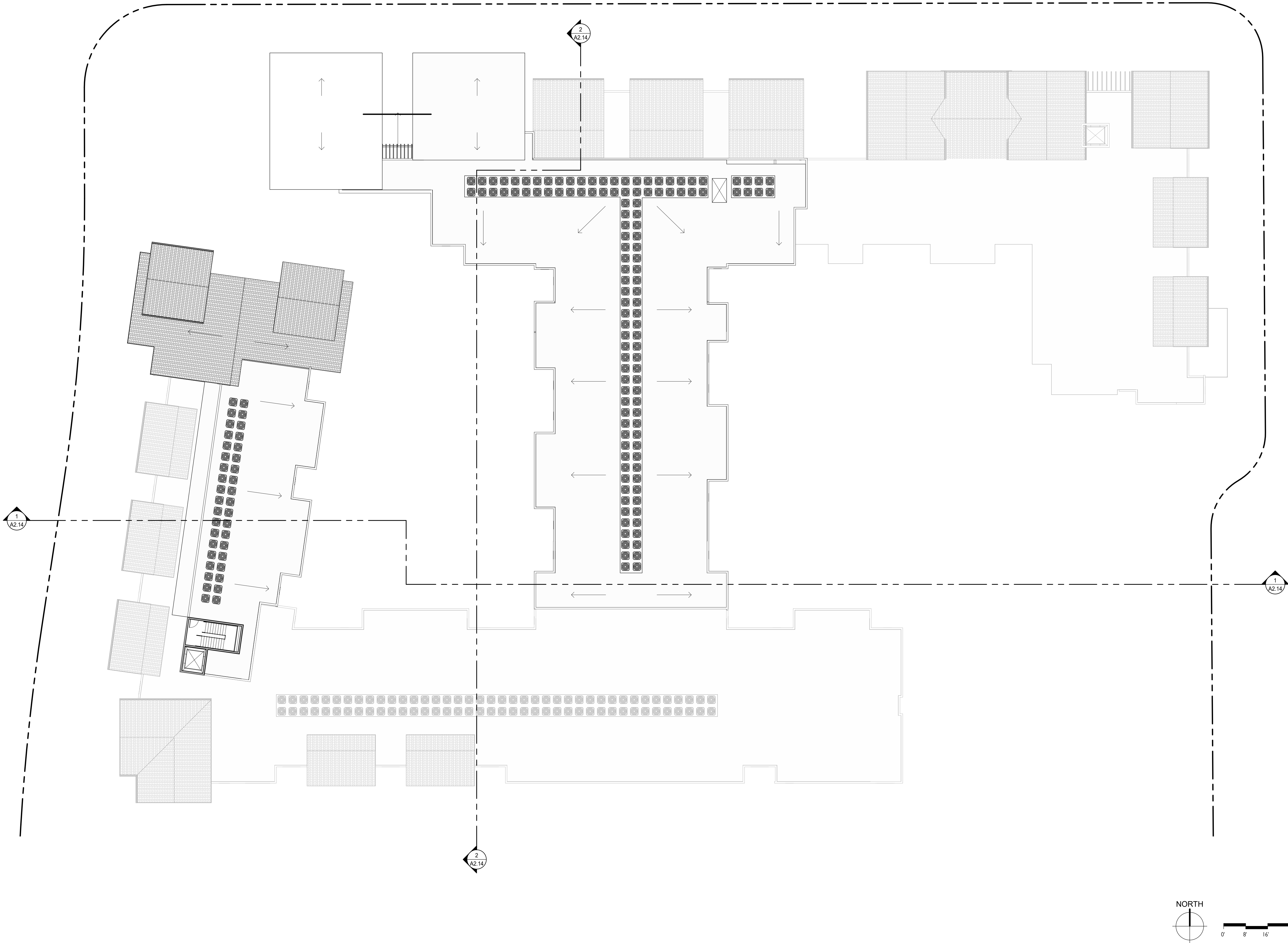
EAST BLOCK APARTMENTS ROOF  
PLAN

STATUS

PCC SUBMITTAL

DATE	04/13/2018
SHEET NO.	

A2.7





MARIANI'S INN  
AND RESIDENCES

2500 EL CAMINO REAL  
SANTA CLARA, CA



SEE SHEET A2.12 FOR MATERIAL AND COLOR INFORMATION

EAST BLOCK - EL CAMINO REAL (NORTH) ELEVATION  
1/16" = 1'-0"

NO.	DATE	ISSUE
	DATE	ISSUE

DRAWING TITLE

EAST BLOCK APARTMENTS  
ELEVATIONS

STATUS

PCC SUBMITTAL

DATE	04/13/2018
SHEET NO.	

